

## Sales Contacts

### Sales Director

Rex Liu  
Email: rex@uni-trend.com.cn  
Tel: +86 769 8572 3888-878

### Oceania/North America/South America

Neo Chan  
Email: neo@uni-trend.com.cn  
WhatsApp/Skype: +86 1321 5353 100  
Tel: +86 769-8572 3888-306

### Africa/Asia

Sandy Lu  
Email: sandy@uni-trend.com.cn  
Tel: +86 769-8572 3888-501  
Wechat & WhatsApp: +86 13902600624

### Thermal Imaging Products

Nicky Gao  
Email: nicky@uni-trend.com.cn  
WhatsApp: +86 1392 6514 796  
Tel: +86 189 3864 2860

### Europe-Western Europe

Shawn Zhang  
Email: shawn@uni-trend.com.cn  
WhatsApp: +86 1730 1596 823  
Tel: +44 7529 936252

### Europe-Eastern Europe

Mark  
Email: mark@uni-trend.com.cn  
WhatsApp: +852 9197 4055  
Tel: +86 769-8572 3888-666



### UNI-TREND TECHNOLOGY (CHINA) CO., LTD.

No. 6, Industrial North 1st Road, Songshan Lake Park, Dongguan City, Guangdong Province  
Post Code: 523 808  
Tel: (86-769) 8572 3888

### UNI-TREND TECHNOLOGY (HONG KONG) LIMITED

Rm 901, 9/F, Nanyang Plaza, 57 Hung To Road, Kwun Tong,  
Kowloon, Hong Kong

This product catalog only contains a portion of UNI-T's products. Please visit our official website ([www.uni-trend.com](http://www.uni-trend.com)) for full product listing.  
Copyright 2022 Uni-Trend Technology (China) Co., Ltd. All Rights Reserved.

# UNI-T®

UNI-T® 2022 [www.uni-trend.com](http://www.uni-trend.com)



# 2022



**UNI-T**<sup>®</sup>

Y O U R   T E S T I N G   S P E C I A L I S T !

# COMPANY HISTORY

## >>>




UNI-T brand was founded

**1997**



Products have obtained CE, ETL, UL, GS and other certifications

**2005**



'UNI-T' brand and trademark has been recognized in more than 70 countries around the world

**2010**



Gained ISO14001 certificate

**2019**

**1988**

Jun Yi Electronics was founded in Shenzhen



**1998**

Gained ISO 9001 Quality Verification Certificate from LRQA



**2007**

Opened the second R&D center in Chengdu for instruments



**2012**

Uni-Trend moved its headquarters to Songshan Lake Industrial Park



**2021**

Uni-Trend becomes publicly traded on Shanghai Stock Exchange with stock code: 688628



**UNI-T**  
股票代码 688628





**UTi260E/UTi320E  
Thermal Imagers**

**Page 037**

- Resolution: 256x192/320x240
- Object Temperature range -20~550°C/-40~400°C
- 3.5" IPS Screen
- Frame rate: 30Hz/9Hz
- WiFi download
- 2MP digital camera with 2x,4x zoom



**UTi260V/UTi320V+  
Thermal Imagers**

**Page 034**

- Resolution: 256x192/320x240
- Object Temperature range -20~550°C/-40~400°C
- 3.5" IPS touch Screen
- Frame rate: 30Hz/9Hz
- WiFi download and real-time display
- 5MP digital camera with 2x,4x zoom



**UTi120S  
Thermal Imager**

**Page 038**

- Resolution: 120x90
- Object Temperature range -20~400°C
- 2.8" LCD screen
- Frame rate: 25Hz
- Visible & Thermal image fusion
- IP65/2m Drop proof



**UTi120 Mobile (Android)  
Thermal Imager**

**Page 040**

- Resolution: 120x90
- Object Temperature range -20~400°C
- Visible & Thermal image fusion
- App analysis on Smart phone
- 2m Drop proof



**UT60BT  
Bluetooth Digital Multimeter**

**Page 053**

- Bluetooth
- 9999 counts/True RMS
- 1000V AC/DC voltage
- 10A AC/DC current
- Duty cycle/Diode/Continuity test
- Temperature
- Non-contact voltage
- CAT II 1000V/CAT III 600V



**UT60EU  
Digital Multimeter**

**Page 053**

- 9999 counts/True RMS
- 1000V AC/DC voltage
- 10A AC/DC current
- Duty cycle/Diode/Continuity test
- Temperature
- Non-contact voltage
- CAT II 1000V/CAT III 600V



**UT60S  
Smart Digital Multimeters**

**Page 052**

- One-hand operable
- Analog bar
- 9999 counts/True RMS
- 1000V AC/DC voltage
- 10A AC/DC current
- Duty cycle/Diode/Continuity test
- Temperature
- Non-contact voltage
- CAT II 1000V/CAT III 600V



**UT-D07B  
Bluetooth adapter**

**Page 072**

- Works with iDMM1.0 and iDMM2.0 APP
- Supports UT61+ Series, UT161 Series, UT171 Series and UT181A



**UT219E/UT219M/UT219DS**  
Professional Clamp Meters (upgrade)

Page 078

- 6000 counts/True RMS
- 1000V AC/DC voltage
- 600A AC/DC current (UT219DS)
- 600A AC current (UT219E/UT219M)
- Capacitance/Resistance
- Frequency/Backlight
- CATIII 1000V/CATIV 600V
- IP54



**UT306S/UT306C**  
Infrared Thermometers

Page 106

- Wide temperature range
- °C/°F options
- LCD display
- Auto power off
- Low battery indication



**UT343A**  
Coating Thickness Gauge

Page 116

- Rotatable screen
- Conductive coating measurement
- Multiple measurement modes
- Data storage
- Auto power off
- LED and audio alarms



**LM60T**  
Laser Tape

Page 135

- Single measurement
- Dual measurement mode
- Portable and compact
- Continuous measurement



**LM50A/LM70A/LM100A/LM120A**  
Laser Distance Meters

Page 136

- Ergonomic exterior, comfortable handling
- Millimeter accuracy
- 99 groups data storage
- Quick, self calculation with real-time readout
- Physical leveler (Horizontal and vertical)



**LM320A/LM320B**  
Angle Meters

Page 137

- Relative/Absolute Measurement
- 360° comprehensive measurement
- Data hold
- Portable and lightweight
- Unique laser design



**LM570LD**  
Laser leveler

Page 138

- Green LD laser
- 2 Laser lines
- Wall mountable
- Expanded angle:H>120°;V>120°
- Accuracy: ±3mm/10m



**LM2000**  
Laser Rangefinder

Page 141

- 2000m laser range
- Flagpole lock mode (close-range priority)
- Rain and fog (long-range priority)
- 2000mAh Lithium battery
- Continuous measurement



**UT387E/UT387LM/UT387S  
Wall Scanners**

**Page 144**

- 2.4 inch color screen
- Voice broadcast
- Li-on battery
- Auto power off
- Multiple measurement modes



**UT501C/UT502C  
Insulation Resistance testers**

**Page 146**

- 1000V Insulation resistance measurement (UT501C)
- 2500V Insulation resistance measurement (UT502C)
- Auto power off/Low battery indication
- Data hold/Auto discharge/Backlight
- Audible and visual alarm
- CAT III 600V



**UT516B  
12kV Insulation Resistance Tester**

**Page 147**

- AC/DC voltage
- USB data transfer
- Low battery indication
- Data storage/LCD backlight
- PI/DAR
- Over-range alarm
- Comparative measurement
- Measurement time selection



**UT673A/UT675A  
Battery Testers**

**Page 165**

- 12V cranking lead acid battery test
- 12/24V charging or cranking system test
- Display battery capacity, voltage, resistance and life
- 10 types of battery standards
- Test without battery disassembly
- Print on-line and real-time test reports (UT675A)
- USB data transfer (UT675A)



**UT725  
Multifunction Process Calibrator**

**Page 174**

- Step/ramp functions
- Source and measure accuracy up to 0.02%
- Rechargeable battery
- Contrast adjustment
- Auto power off (Time adjustable)
- Stores and recalls setups
- USB communication
- Simultaneously measure and output different process signals in real time
- Pressure measure with specified pressure modules, and sourcing pressure
- Provides 24V loop power to transmitter while conducting mA current measurement at the same time

# CONTENTS

## Model Selection

Model Selection	001~032
-----------------	---------

## Thermal Imagers

UTi Pro Series Thermal Imagers <b>NEW</b>	034
UTi Enhanced Series Thermal Imagers <b>NEW</b>	037
UTi Echo Series Thermal Imagers <b>NEW</b>	038
UTi Portable Series Thermal Imagers	039
UTi120Mobile Thermal Imagers <b>NEW</b>	040
UTi Classic Series Thermal Imagers	041
UTi EST/Fever Series Thermal Imagers	042

## Socket Testers/Voltage Detectors

UT07 Series Socket Testers	044
UT08 Series Receptical Testers	045
UT230B-EU Power Socket	046
UT12 Series AC Voltage Detectors	048

## Voltage and Continuity Testers

UT18 Series Voltage and Continuity Testers	049
UT22B-EU Voltage Tester	050

## Digital Multimeters

UT60S Smart Digital Multimeter <b>NEW</b>	052
UT60 Series Digital Multimeters <b>NEW</b>	053
UT15B PRO/UT17B PRO 1000V True RMS Digital Multimeters	055
UT33+/UT131 Series Palm Size Digital Multimeters	056
UT39+ Series Digital Multimeters	057
UT61+/UT161 Series 1000V True RMS Digital Multimeters	058
UT71 Series Intelligent Digital Multimeters	059
UT81 Series Scope Digital Multimeters	060
UT89X Series True RMS Digital Multimeters	061
UT105 Automobile Multimeter	062
UT116 Series SMD Testers	063
UT118B Pen Type Digital Multimeter	064
UT120 Series Pocket Size Digital Multimeters	065
UT123D Smart Digital Multimeter	066
UT123/UT123T Residential Digital Multimeter	067
UT125C Pocket Size Digital Multimeter	068
UT133 Series Digital Multimeters	069
UT136+ Series Digital Multimeters	070
UT139 Series True RMS Digital Multimeters	071
UT171 Series Industrial True RMS Digital Multimeters	072
UT181A True RMS Datalogging Multimeter	073
UT191 Series Professional Multimeters	074
UT195 Series Professional Multimeters	075
UT890 Series True RMS Digital Multimeters	076

## Digital Clamp Meters

UT219 Series Professional Clamp Meters <b>UPGRADE</b>	078
UT200+/UT200R Series 400A/600A Digital Clamp Meters	079
UT200 Series 1000A True RMS Digital Clamp Meters	081
UT210/UT211 Series Mini Clamp Meters/60A Mini Clamp Meter	082
UT213 Series 400A Digital Clamp Meters	083
UT216 Series 600A True RMS Digital Clamp Meters	084
UT220 Series 2000A Digital Clamp Meters	085

## Electrical Power Tools

UT256 Series 200A True RMS Fork Meters	086
UT243 Power and Harmonics Clamp Meter	088
UT251 Series High Sensitivity Leakage Current Clamp Meters	089
UT253A Large Jaws Leakage Current Clamp Meter	090
UT255 Series High Voltage Clamp Ammeters	091
UT261 Series Phase Sequence and Motor Rotation Indicators	092
UT267B Intelligent 3 Phase Clamp Voltammeter	093
UT270 Series Clamp Earth Ground Testers	094
UT281 Series True RMS Flex Clamps	095
UT-CS09D Flex Clamp Sensor	096
UT285C Three Phase Power Quality Analyzer <b>NEW</b>	097

## Infrared Thermometers

UT30H/UT308H Infrared Thermometers	100
UT300A+ Infrared Thermometer	101
UT301+ Series Infrared Thermometers	102
UT302+/UT303+ Series Infrared Thermometers	103
UT305S Infrared Thermometer	104
UT306A Mini Infrared Thermometer	105
UT306 Series Mini Infrared Thermometers <b>NEW</b>	106
UT309 Series Professional Infrared Thermometers	107

## Environmental Testers

UT310 Series Vibration Testers	109
UT320 Series Mini Contact Type Thermometers	110
UT325 Contact Type Thermometer	111
UT330+ Series Temperature Humidity Meters	112
iENV2.0 Bluetooth APP <b>NEW</b>	113
UT333/UT333BT Mini Temperature Humidity Meters	114
UT333S Digital Temperature Humidity Meter	115
UT343A Coating Thickness Gauge <b>NEW</b>	116
UT343D Coating Thickness Gauge	117
UT352 Sound Level Meter	118
UT353/UT353BT Mini Sound Level Meters	119
UT360 Series Anemometers	120
UT363/UT363BT Mini Anemometers	121
UT363S Digital Anemometer	122
UT370 Series Tachometers	123
UT373 Mini Tachometer	124
UT377A Mini Wood Moisture Meter	125
UT380 Series Light Meters	126
UT383/UT383BT Mini Light Meters	127
UT383S Digital Light Meter	128
A13T Temperature Humidity Meter	129
A25 Series PM2.5 Meters	130
A37 CO <sub>2</sub> Meter	131
A61 Digital Thermometer	132

## Layout and Measurement Tools

LM40T Series Laser Tape	134
LM60T Series Laser Tape <b>NEW</b>	135
LM A Series Laser Distance Meters <b>NEW</b>	136
LM320 Series Angle Meters <b>NEW</b>	137
LM570/LM585 Series Laser Levelers <b>NEW</b>	138
LM555LD Laser Leveler	139
LM Series Laser Rangefinders	140
LM2000 Laser Rangefinder <b>NEW</b>	141
UT387 Series Wall Scanners <b>NEW</b>	142

## Electrical Installation Testers




UT500 Series Insulation Resistance Testers <b>NEW</b>	146
UT516B 12kV Insulation Resistance Tester <b>NEW</b>	147
UT500 Series Insulation Resistance Testers	148
UT505 Series Handheld Insulation Resistance Testers	149
UT510 Series Insulation Resistance Testers	150
UT520 Series Digital Earth Testers	151
UT526 Multifunction Electrical Meter	152
UT572 Advanced Earth Resistance Tester	153
UT582+ Digital RCD (ELCB) Tester	154
UT600 Series Inductance Capacitance Meters	155
UT612 LCR Meter	156
UT620A Digital Micro Ohm Meter	157
UT665 Borescope	158
UT681 Series Cable Testers	159
UT682 Series Wire Tracker/Tone and Probe	160
UT683KIT Wire Tracker	161
UT658B USB Tester	162
UT658 Series USB Testers	163
UT659 Series LED Testers	164
UT673A/UT675A Battery Testers <b>NEW</b>	165

## Fiber Optical Cable Testers

UT691 Series Visual Fault Locators	167
UT692/693 Series Optical Power Meters/Optical Multimeter (Power Meter & VFL)	168
UT695 Series Optical Multimeters	169
UT701 Single Function Temperature Calibrator	170
UT705 Single Function Loop Calibrator	171
UT714 Multifunction Temperature Process Calibrator	172
UT715 Multifunction Loop Process Calibrator	173
UT725 Multifunction Process Calibrator <b>NEW</b>	174

## Accessories

Accessories	176
-------------	-----

Models	UT22B-EU	UT18C	UT18D
Page	050	049	049
			
Voltage LED indications			6V
	12V	12V	12V
	24V	24V	24V
	50V	50V	50V
	120V	120V	120V
	230V	230V	230V
	400V	400V	400V
Voltage LCD display		690V	690V
		●	●
Polarity detection	●	●	●
Phase rotation test		●	●
Continuity test		●	●
Flashlight		●	●
RCD test		●	●
Data hold		●	●
IP rating	IP54	IP65	IP65
Power	No need battery, supplied by the voltage being tested	1.5V AAA x 2	1.5V AAA x 2
Safety rating	CAT III 400V	CAT III 690V CAT IV 600V	CAT III 690V CAT IV 600V
<b>Safety Features</b>			
Certificates	CE/UKCA	CE/UKCA/cETLus	

Models	UT33A+ /UT131A	UT33B+ /UT131B	UT33C+ /UT131C	UT33D+ /UT131D	UT120A	UT120B	UT120C
Page	056	056	056	056	065	065	065
DC voltage (V)	600V/250V	600V/250V	600V/250V	600V/250V	600V	600V	600V
AC voltage (V)	600V/250V	600V/250V	600V/250V	600V/250V	600V	600V	600V
DC current (A)	10A	10A	10A	10A			400mA
AC current (A)	10A						400mA
Resistance (Ω)	200MΩ	20MΩ	20MΩ	200MΩ	40MΩ	40MΩ	40MΩ
Capacitance (F)	2mF					100μF	100μF
Frequency (Hz)					100kHz	100kHz	100kHz
Temperature (°C)			-40°C~1000°C				
<b>Features</b>							
Display count	2000	2000	2000	2000	4000	4000	4000
Diode/continuity	●	●	●	●	●	●	●
Low battery indication	●	●	●	●	●	●	●
Data hold	●	●	●	●	●	●	●
Auto power off	●	●	●	●	●	●	●
LCD backlight	●	●	●	●			
Duty cycle					●	●	●
Relative mode	●				●	●	●
NCV				●			
Auto range	●				●	●	●
<b>Safety Features</b>							
Drop test	1m	1m	1m	1m	1m	1m	1m
Safety rating	CAT II 250V (UT131 series only)/CAT II 600V (UT33+ series only)				CAT II 600V		
Certificates	CE/UKCA/cETLus (UT131 series only)				CE/UKCA/cETLus		CE/UKCA

Models	UT123	UT123T	UT123D	UT125C	UT133A	UT133B	UT60S	UT60EU	UT60BT
Page	067	067	066	068	069	069	052	053	053
DC voltage (V)	600V	600V	600V	600V	600V	600V	1000V	1000V	1000V
AC voltage (V)	600V	600V	600V	600V	600V	600V	1000V	1000V	1000V
DC current (A)			10A	400mA	10A	10A	10A	10A	10A
AC current (A)			10A	400mA	10A		10A	10A	10A
Resistance ( $\Omega$ )	20M $\Omega$	20M $\Omega$	40M $\Omega$	40M $\Omega$	60M $\Omega$	60M $\Omega$	100M $\Omega$	100M $\Omega$	100M $\Omega$
Capacitance (F)			4000 $\mu$ F	100 $\mu$ F	10mF	10mF	100mF	10mF	10mF
Frequency (Hz)				60kHz	1MHz		10MHz	10MHz	10MHz
Temperature ( $^{\circ}$ C)	-40 $^{\circ}$ C~300 $^{\circ}$ C	-40 $^{\circ}$ C~300 $^{\circ}$ C			-40 $^{\circ}$ C~1000 $^{\circ}$ C		-40 $^{\circ}$ C~1000 $^{\circ}$ C	-40 $^{\circ}$ C~1000 $^{\circ}$ C	-40 $^{\circ}$ C~1000 $^{\circ}$ C
<b>Features</b>									
Display count	4000	4000	4000	4000	6000	6000	9999	9999	9999
Diode/continuity	Continuity	Continuity	•	•	•	•	•	•	•
Low battery indication	•	•	•	•	•	•	•	•	•
Data hold	•	•	•	•	•	•	•	•	•
Auto power off	•	•	•	•	•	•	•	•	•
LCD backlight				•	•	•	•	•	•
Duty cycle				•			•	•	•
Relative mode					•	•	•	•	•
NCV	•	•	•	•	•	•	•	•	•
Auto range	•	•	•	•	•		•	•	•
True RMS			•				•	•	•
Bluetooth/APP									•
<b>Safety Features</b>									
Drop test	1m	1m	1m	1m	1m	1m	1m	1m	1m
Safety rating	CAT III 600V						CAT II 1000V/CAT III 600V		
Certificates		CE/UKCA /cETLus	CE/UKCA	CE/UKCA /cETLus	CE/UKCA /cETLus	CE/UKCA /cETLus	CE/UKCA/cETLus		

Models	UT39A+	UT39C+	UT39E+	UT136B+	UT136C+	UT890C	UT890D+	UT89X	UT89XD	UT89XE
Page	057	057	057	070	070	076	076	061	061	061
DC voltage (V)	1000V	1000V	1000V	1000V	1000V	1000V	1000V	1000V	1000V	1000V
AC voltage (V)	750V	750V	1000V	1000V	1000V	750V	750V	1000V	1000V	1000V
DC current (A)	10A	10A	20A	10A	10A	20A	20A	20A	20A	20A
AC current (A)	10A	10A	20A	10A	10A	20A	20A	20A	20A	20A
Resistance ( $\Omega$ )	200M $\Omega$	40M $\Omega$	200M $\Omega$	40M $\Omega$	40M $\Omega$	60M $\Omega$	60M $\Omega$	60M $\Omega$	60M $\Omega$	200M $\Omega$
Capacitance (F)	10mF	10mF	2000 $\mu$ F	40mF	40mF	100mF	100mF	100mF	100mF	200mF
Frequency (Hz)		1MHz	2MHz	40MHz	40MHz	10MHz	10MHz	10MHz	10MHz	60MHz
Temperature ( $^{\circ}$ C)		-40 $^{\circ}$ C ~1000 $^{\circ}$ C	-40 $^{\circ}$ C ~1000 $^{\circ}$ C		-40 $^{\circ}$ C ~1000 $^{\circ}$ C	-40 $^{\circ}$ C ~1000 $^{\circ}$ C		-40 $^{\circ}$ C ~1000 $^{\circ}$ C		-40 $^{\circ}$ C ~1000 $^{\circ}$ C
<b>Features</b>										
Display count	4000	4000	20000	4000	4000	6000	6000	6000	6000	20000
Diode/continuity	•	•	•	•	•	•	•	•	•	•
Low battery indication	•	•	•	•	•	•	•	•	•	•
Data hold	•	•	•	•	•	•	•	•	•	•
Auto power off	•	•	•	•	•	•	•	•	•	•
LCD backlight	•	•	•	•	•	•	•	•	•	•
Duty cycle								•	•	
Relative mode	•	•	•			•	•	•	•	•
NCV		•	•	•		•	•	•	•	
Auto range				•	•					
Trnsistor (hFE)	•	•	•	•	•	•	•	•	•	
Conductance (nS)			•							•
Live test							•	•		
LED test									•	
Max/Min						•	•			•
True RMS						•	•	•	•	•
<b>Safety Features</b>										
Drop test	1m	1m	1m	1m	1m	1m	1m	1m	1m	1m
Safety rating	CAT II 1000V/CAT III 600V									

Models	UT139A	UT139B	UT139C	UT139S	UT191E	UT191T	UT15B PRO	UT17B PRO
Page	071	071	071	071	074	074	055	055
DC voltage (V)	600V	600V	600V	600V	600V	600V	1000V	1000V
AC voltage (V)	600V	600V	600V	600V	600V	600V	1000V	1000V
DC current (A)	10A	10A	10A	10A	20A	20A	10A	10A
AC current (A)	10A	10A	10A	10A	20A	20A	10A	10A
Resistance (Ω)	20MΩ	40MΩ	60MΩ	60MΩ	60MΩ	60MΩ	60MΩ	60MΩ
Capacitance (F)		100mF	100mF	100mF	60mF	60mF	6000μF	6000μF
Frequency (Hz)		10MHz	10MHz	10MHz	1MHz	1MHz		100KHz
Temperature (°C)			-40°C~1000°C	-40°C~1000°C		-40°C~400°C		-55°C~500°C
<b>Features</b>								
Display count	2000	4000	6000	6000	6000	6000	6000	6000
Diode/continuity	●	●	●	●	●	●	●	●
Low battery indication	●	●	●	●	●	●	●	●
Data hold	●	●	●	●	●	●	●	●
Auto power off	●	●	●	●	●	●	●	●
LCD backlight	●	●	●	●	●	●	●	●
Duty cycle		●	●	●	●	●		●
Relative mode	●	●	●	●	●	●	●	●
NCV	●	●	●	●			●	●
Auto range	●	●	●	●	●	●	●	●
Max/min	●	●	●	●	●	●	●	●
Peak hold					●	●		
True RMS	●	●	●	●	●	●	●	●
<b>Special Features</b>								
Analog bar graph				●	●	●		
Low pass filter(LPF)				●	●	●		
VFC	●	●	●				●	●
LoZ				●	●	●		
<b>Safety Features</b>								
Drop test	1m	1m	1m	1m	2m	2m	1m	1m
Safety rating	CAT III 600V						CAT III 1000V/CAT IV 600V	
Certificates	CE/UKCA/cETLus				CE/UKCA/GS/cTUVus		CE/UKCA/cETLus	






Models	UT61B+	UT61D+	UT61E+	UT161B	UT161D	UT161E	UT195E	UT195M	UT195DS
Page	058	058	058	058	058	058	075	075	075
DC voltage (V)	1000V	1000V	1000V	1000V	1000V	1000V	1000V	1000V	1000V
AC voltage (V)	1000V	1000V	1000V	1000V	1000V	1000V	1000V	1000V	1000V
DC current (A)	10A	20A	20A	10A	20A	20A	20A	20A	20A
AC current (A)	10A	20A	20A	10A	20A	20A	20A	20A	20A
Resistance ( $\Omega$ )	60M $\Omega$	60M $\Omega$	220M $\Omega$	60M $\Omega$	60M $\Omega$	220M $\Omega$	60M $\Omega$	60M $\Omega$	60M $\Omega$
Capacitance (F)	60mF	60mF	220mF	60mF	60mF	220mF	60mF	60mF	60mF
Frequency (Hz)	10MHz	10MHz	220MHz	10MHz	10MHz	220MHz	10MHz	40MHz	40MHz
Temperature ( $^{\circ}$ C)		-40 $^{\circ}$ C~1000 $^{\circ}$ C			-40 $^{\circ}$ C~1000 $^{\circ}$ C			-40 $^{\circ}$ C~1000 $^{\circ}$ C	
<b>Features</b>									
Display count	6000	6000	22000	6000	6000	22000	6000	6000	6000
Diode/continuity	●	●	●	●	●	●	●	●	●
Low battery indication	●	●	●	●	●	●	●	●	●
Data hold	●	●	●	●	●	●	●	●	●
Auto power off	●	●	●	●	●	●	●	●	●
LCD backlight	●	●	●	●	●	●	●	●	●
Duty cycle	●	●	●	●	●	●	●	●	●
Relative mode	●	●	●	●	●	●	●	●	●
NCV	●	●	●	●	●	●	●	●	●
Auto range	●	●	●	●	●	●	●	●	●
Transistor (hFE)			●			●			
Max/min	●	●	●	●	●	●	●	●	●
Peak hold		●	●		●	●			●
True RMS	●	●	●	●	●	●	●	●	●
<b>Special Features</b>									
Analog bar graph	●	●	●	●	●	●	●		●
Low pass filter(LPF)			●			●			●
LoZ		●			●		●	●	●
USB interface	●	●	●	●	●	●			
Bluetooth/APP (optional)	●	●	●	●	●	●			
AC+DC			●			●			●
3-phase motor sequence								●	●
<b>Safety Features</b>									
Drop test	1m	1m	1m	1m	1m	1m	2m	2m	2m
Safety rating	CAT III 1000V/CAT IV 600V								
Certificates	CE/UKCA/cETLus					CE/UKCA/GS/cTUVus			

Models	UT71A	UT71B	UT71C	UT71D	UT71E	UT171B	UT171C	UT181A
Page	059	059	059	059	059	072	072	073
DC voltage (V)	1000V	1000V	1000V	1000V	1000V	1000V	1000V	1000V
AC voltage (V)	1000V	1000V	1000V	1000V	1000V	1000V	1000V	1000V
DC current (A)	10A	10A	10A	10A	10A	10A	10A	10A
AC current (A)	10A	10A	10A	10A	10A	10A	10A	10A
Resistance ( $\Omega$ )	20M $\Omega$	20M $\Omega$	40M $\Omega$	40M $\Omega$	40M $\Omega$	60M $\Omega$	60M $\Omega$	60M $\Omega$
Capacitance (F)	20mF	20mF	40mF	40mF	40mF	60mF	60mF	60mF
Frequency (Hz)	200MHz	200MHz	400MHz	400MHz	400MHz	10MHz	10MHz	60MHz
Temperature ( $^{\circ}$ C)		-40 $^{\circ}$ C~1000 $^{\circ}$ C	-40 $^{\circ}$ C~1000 $^{\circ}$ C	-40 $^{\circ}$ C~1000 $^{\circ}$ C	-40 $^{\circ}$ C~1000 $^{\circ}$ C	-40 $^{\circ}$ C~1000 $^{\circ}$ C	-40 $^{\circ}$ C~1000 $^{\circ}$ C	-40 $^{\circ}$ C~1000 $^{\circ}$ C
<b>Features</b>								
Display count	20000	20000	40000	40000	40000	60000	60000	60000
Diode/continuity	●	●	●	●	●	●	●	●
Low battery indication	●	●	●	●	●	●	●	●
Data hold	●	●	●	●	●	●	●	●
Auto power off	●	●	●	●	●	●	●	●
LCD backlight	●	●	●	●	●	●	●	●
Duty cycle	●	●	●	●	●	●	●	●
Relative mode	●	●	●	●	●	●	●	●
NCV						●		
Auto range	●	●	●	●	●	●	●	●
Conductance (nS)						●	●	●
Max/min	●	●	●	●	●	●	●	●
Peak hold	●	●	●	●	●	●	●	●
True RMS	●	●	●	●	●	●	●	●
<b>Special Features</b>								
Analog bar graph	●	●	●	●	●	●	●	●
Low pass filter(LPF)								●
VFC						●	●	
LoZ						●	●	
USB interface	●	●	●	●	●	●	●	●
Bluetooth/APP (optional)	●	●	●	●	●	●	●	●
AC+DC	●	●	●	●	●	●	●	●
(4~20mA)%	●	●	●	●	●	●	●	
Data logging		●	●	●	●	●	●	●
Mis-plug alarm	●	●	●	●	●	●	●	●
Power measurement					●			
dBv/dBm								●
Trend capture								●
Data time display								●
Data comparison								●
<b>Safety Features</b>								
Drop test	1m	1m	1m	1m	1m	1m	1m	1m
Safety rating	CAT III 1000V/CAT IV 600V							
Certificates	CE/UKCA					CE/UKCA/cETLus		CE/UKCA /cETLus

# Digital AC Clamp Meters



Models	UT210A	UT210B	UT210C	UT201+	UT202+	UT202A+	UT201R	UT202R	UT202F	UT213A	UT213B	UT216A	UT216B
Page	082	082	082	079	079	079	079	079	079	083	083	084	084
AC current (A)	200A	200A	200A	400A	400A	600A	400A	400A	600A	400A	400A	600A	600A
AC voltage (V)			600V	600V	600V	600V	600V	600V	600V	600V	600V	750V	750V
DC voltage (V)			600V	600V	600V	600V	600V	600V	600V	600V	600V	1000V	1000V
Resistance (Ω)			20MΩ	40MΩ	40MΩ	60MΩ	40MΩ	40MΩ	60MΩ	40MΩ	40MΩ	60MΩ	60MΩ
Capacitance (F)			20mF		4mF	60mF		4mF	60mF	100μF	40mF	60mF	60mF
Frequency (Hz)						10MHz			10MHz	1MHz	1MHz		1MHz
Temperature (°C)			-40°C ~1000°C		-40°C ~1000°C			-40°C ~1000°C			-40°C ~1000°C		
<b>Features</b>													
Jaw opening	16mm	16mm	17mm	28mm	28mm	28mm	28mm	28mm	28mm	30mm	30mm	30mm	30mm
Display count	2000	2000	2000	4000	4000	6000	4000	4000	6000	4000	4000	6000	6000
True RMS		●	●	●	●	●	●	●	●		●	●	●
Diode/continuity			●	●	●	●	●	●	●	●	●	●	●
Low battery indication	●	●	●	●	●	●	●	●	●	●	●	●	●
Data hold	●	●	●	●	●	●	●	●	●	●	●	●	●
Auto power off	●	●	●	●	●	●	●	●	●	●	●	●	●
LCD backlight	●	●	●	●	●	●	●	●	●	●	●	●	●
Duty cycle						●			●	●	●		
NCV		●	●	●	●	●	●	●	●	●	●	●	●
Auto range			●	●	●	●	●	●	●	●	●	●	●
Max/min		●	●	●	●	●	●	●	●	●	●	●	●
Relative mode		●			●	●		●	●	●	●	●	●
Flashlight										●	●	●	●
VFC													●
<b>Safety Features</b>													
Drop test	1m	1m	1m	1m	1m	1m	1m	1m	1m	1m	1m	1m	1m
Safety rating	CAT II 600V/CAT III 300V									CAT III 600V		CAT II 1000V /CAT III 600V	
Certificates	CE/UKCA/cETLus					CE/UKCA/cETLus				CE/UKCA/cETLus		CE/UKCA/cETLus	







Models	UT205E	UT206B	UT219E	UT219M	UT220
Page	081	081	078	078	085
					
AC current (A)	1000A	1000A	600A	600A	2000A
AC voltage (V)	1000V	1000V	1000V	1000V	750V
DC voltage (V)	1000V	1000V	1000V	1000V	1000V
Resistance ( $\Omega$ )	60M $\Omega$	60M $\Omega$	60M $\Omega$	60M $\Omega$	20M $\Omega$
Capacitance (F)	60mF	60mF	60mF	60mF	
Frequency (Hz)	1MHz	1MHz	10MHz	40MHz	
Temperature ( $^{\circ}$ C)		-40 $^{\circ}$ C~1000 $^{\circ}$ C		-40 $^{\circ}$ C~1000 $^{\circ}$ C	
<b>Features</b>					
Jaw opening	42mm	42mm	33mm	33mm	63mm
Display count	6000	6000	6000	6000	2000
True RMS	●	●	●	●	
Diode/continuity	●	●	●	●	●
Low battery indication	●	●	●	●	●
Data hold	●	●	●	●	●
Auto power off	●	●	●	●	●
LCD backlight	●	●	●	●	●
Duty cycle	●	●	●		
NCV	●	●			
Auto range	●	●	●	●	●
Max/min	●	●	●	●	●
Relative mode	●	●	●	●	
Flashlight	●	●			
Inrush current		●			
LPF ACV		●			
LoZ ACV		●	●	●	
Flexible clamp (optional)		●			
<b>Safety Features</b>					
Drop test	1m	1m	2m	2m	1m
Safety rating	CAT III 1000V/CAT IV 600V				
Certificates	CE/UKCA/cETLus	CE/UKCA/cETLus	CE/UKCA/GS/cTUVus	CE/UKCA/GS/cTUVus	CE/UKCA/cETLus

# Digital AC/DC Clamp Meters







Models	UT211B	UT210E	UT210D	UT203+	UT204+	UT203R	UT204R	UT213C	
Page	082	082	082	079	079	079	079	083	
									
AC current (A)	60A	100A	200A	400A	600A	400A	600A	400A	
DC current (A)	60A	100A	200A	400A	600A	400A	600A	400A	
AC voltage (V)	600V	600V	600V	600V	600V	600V	600V	600V	
DC voltage (V)	600V	600V	600V	600V	600V	600V	600V	600V	
Resistance (Ω)	60MΩ	20MΩ	20MΩ	40MΩ	60MΩ	40MΩ	60MΩ	40MΩ	
Capacitance (F)	62mF	20mF	20mF	40mF	60mF	40mF	60mF	40mF	
Frequency (Hz)			60kHz	10MHz	10MHz	10MHz	10MHz	1MHz	
Temperature (°C)			-40°C~1000°C		-40°C~1000°C		-40°C~1000°C	-40°C~1000°C	
Features									
Jaw opening	17mm	17mm	17mm	28mm	28mm	28mm	28mm	30mm	
Display count	6000	2000	2000	4000	6000	4000	6000	4000	
True RMS	●	●	●	●	●	●	●	●	
Diode/continuity	●	●	●	●	●	●	●	●	
Low battery indication	●	●	●	●	●	●	●	●	
Data hold	●	●	●	●	●	●	●	●	
Auto power off	●	●	●	●	●	●	●	●	
LCD backlight	●	●	●	●	●	●	●	●	
Duty cycle				●	●	●	●	●	
NCV	●	●	●	●	●	●	●	●	
Auto range	●	●	●	●	●	●	●	●	
Max/min				●	●	●	●	●	
Relative mode				●	●	●	●	●	
Flashlight								●	
Zero mode	●	●	●	●	●	●	●	●	
VFC	●	●							
Safety Features									
Drop test	1m	1m	1m	1m	1m	1m	1m	1m	
Safety rating	CAT II 600V/CAT III 300V							CAT III 600V	
Certificates	CE/UKCA /cETLus	CE/UKCA /cETLus	CE/UKCA /cETLus			CE/UKCA /cETLus	CE/UKCA /cETLus	CE/UKCA /cETLus	



Models	UT216C	UT216D	UT207B	UT208B	UT219DS	UT221	UT222	
Page	084	084	081	081	078	085	085	
AC current (A)	600A	600A	1000A	1000A	600A	2000A	2500A	
DC current (A)	600A	600A	1000A	1000A	600A	2000A	2500A	
AC voltage (V)	750V	750V	1000V	1000V	1000V	750V	1000V	
DC voltage (V)	1000V	1000V	1000V	1000V	1000V	1000V	1000V	
Resistance (Ω)	60MΩ	60MΩ	60MΩ	60MΩ	60MΩ	66MΩ	60MΩ	
Capacitance (F)	60mF	60mF	60mF	60mF	60mF		60mF	
Frequency (Hz)	1MHz	1MHz	1MHz	1MHz	40MHz	20MHz	60MHz	
Temperature (°C)	-40°C~1000°C	-40°C~1000°C		-40°C~1000°C	-40°C~1000°C		-40°C~1000°C	
Features								
Jaw opening	30mm	30mm	42mm	42mm	33mm	63mm	63mm	
Display count	6000	6000	6000	6000	6000	6000	6000	
True RMS	●	●	●	●	●	●	●	
Diode/continuity	●	●	●	●	●	●	●	
Low battery indication	●	●	●	●	●	●	●	
Data hold	●	●	●	●	●	●	●	
Auto power off	●	●	●	●	●	●	●	
LCD backlight	●	OLED display	●	●	●	●	●	
Duty cycle			●	●	●	●	●	
NCV	●	●	●	●				
Auto range	●	●	●	●	●	●	●	
Max/min	●	●	●	●	●	●	●	
Relative mode	●	●	●	●	●	●	●	
Flashlight	●	●	●	●				
Zero mode	●	●	●	●	●	●	●	
VFC	●	●						
Inrush current	●	●	●	●	●	●	●	
LPF ACV			●	●	●	●	●	
LoZ ACV			●	●	●			
Flexible clamp (optional)				●				
3-phase motor sequence test					●			
V+A displays					●		●	
Current output						●	●	
Safety Features								
Drop test	1m	1m	1m	1m	2m	1m	1m	
Safety rating	CAT II 1000V /CAT III 600V	CAT II 1000V /CAT III 600V	CAT III 1000V/CAT IV 600V					
Certificates	CE/UKCA/cETLus	CE/UKCA/cETLus	CE/UKCA/cETLus	CE/UKCA/cETLus	CE/UKCA/GS /cTUVus	CE/UKCA/cETLus	CE/UKCA/cETLus	

Models	LM555LD	LM570LD-II	LM573LD-II	LM575LD	LM576LD	LM585LD
Page	139	138	138	138	138	138
						
Laser type	green LD	green LD	green LD	green LD	Osram green LD	Osram green LD
Laser wavelength	520nm	520nm	520nm	520nm	520nm	520nm
Laser class	Class II	Class II	Class II	Class II	Class II	Class II
Laser lines	1H 4V 1D	1V1H	3D 12 lines	3D 12 lines	3D 16 lines	8 lines
Laser accuracy	±2mm/10m	<±3mm/10m	±3mm/10m	±3mm/10m	±3mm/10m	±3mm/10m
Wall mount			●		●	
Bracket included		●				●
Expanded angle	V≥110°, H≥130°	V≥120°, H≥120°	360°	360°	360°	360°
Self-leveling time	≤3s	≤3s	≤3s	≤3s	≤3s	≤3s
Self-leveling range	3° (±0.5°)	3°±1°	3°±1°	3°±1°	±3°	±3°
Self-leveling alarm	●	●	●	●	●	●
Outdoor pulse mode	●		●	●	●	●
Graduated collar	●					
Remote control			●	●	●	●
Operating distance	25m (point) /20m (line)	10m	40m	40m	30m	30m
Size of screw hole	5/8"	1/4"	1/4"	1/4"	1/4"	1/4"
Battery capacity	3.7V Li-ion battery 4000mAh	2x1.5V LR6 AA	3.7V Li-ion battery 5200mAh /Type-C DC-in port	3.7V Li-ion battery 5200mAh /Type-C DC-in port	3.7V Li-ion battery 5200mAh /Type-C DC-in port	3.7V Li-ion battery 5200mAh /Type-C DC-in port
Working hours	>5h	4h	>6h	>6h	>4h	>4h
IP rating	IP54					
Certificates		CE/UKCA		CE/UKCA		

Models	LM40T	LM60T	LM50A	LM70A	LM100A	LM120A
Page	134	135	136	136	136	136
						
Display type	LCD	EBTN	TN	TN	TN	TN
LCD size (inch)	1.2	1.2	2.0	2.0	2.0	2.0
Range (m)	40m laser; 5m tape	60m laser, 5m tape	50m	70m	100m	120m
Measurement basis	Rear	front/rear	Front/ rear	Front/ rear	Front/ rear	Front/ rear
Data storage		20 sets	99 sets	99 sets	99 sets	99 sets
Double bubble leveler			●	●	●	●
Single measurement	●	●	●	●	●	●
Continuous measurement	●	●	●	●	●	●
Max/Min/Area		●	●	●	●	●
Volume		●	●	●	●	●
Add/Subtract			●	●	●	●
Pythagoras		●	●	●	●	●
USB charging		●				
Measurement unit	m/ft	m / ft / in / ' "	m / ft / in / ' "	m / ft / in / ' "	m / ft / in / ' "	m / ft / in / ' "
Accuracy	±2mm	±2mm	±2mm	±2mm	±2mm	±2mm
Laser class	2	2	2	2	2	2
Laser type	630-670nm, <1mW	630-670nm, <1mW	630-670nm, <1mW	630-670nm, <1mW	630-670nm, <1mW	630-670nm, <1mW
Auto power off	●	●	●	●	●	●
Battery status display	●	●	●	●	●	●
Battery type	2xAAA 1.5V	350mAh	2xAAA 1.5V	2xAAA 1.5V	2xAAA 1.5V	2xAAA 1.5V
Certificates	CE/UKCA	CE/UKCA/FC /FDA	CE/UKCA	CE/UKCA	CE/UKCA	CE/UKCA




Models	LM600	LM1000	LM1500	LM2000
Page	140	140	140	141
				
Distance range	5~600yd	5~1000yd	5~1500yd	2000m
Accuracy	±1yd ± DX 0.2%	±1yd ± DX 0.2%	±1yd ± DX 0.2%	± (0.3m+0.001×Dm)
Measuring unit	yd	yd	yd	m/yd/ft
Magnification	7X	7X	7X	8X
Diameter	object lens diameter 25mm	object lens diameter 25mm	object lens diameter 25mm	object lens diameter 23mm eyepiece diameter 31mm exit pupil diameter 3.8mm
Height	250yd	450yd	600yd	
Height accuracy	±0.5yd	±0.5yd	±0.5yd	
Velocity range	0-300km/h	0-300km/h	0-300km/h	
Angle	±45°	±45°	±45°	-90°~90°
Angle accuracy	±1°	±1°	±1°	tilt angle accuracy ±0.5° gyroscope angle accuracy ±0.1°
Charging interface	Micro USD	Micro USD	Micro USD	Type-C
Data export				USB
Pulse laser	Harmless to eyes	Harmless to eyes	Harmless to eyes	Harmless to eyes
Fast distance measurement	●	●	●	●
LCD display	●	●	●	Black(red) bicolor R-Plcd
Auto power off	●	●	●	●
Tripod mounting hole	●	●	●	●
Power	3.7V Li-ion battery 1500mAh	3.7V Li-ion battery 1500mAh	3.7V Li-ion battery 1500mAh	2000mAh Lithium battery
Certificates	CE/UKCA	CE/UKCA	CE/UKCA	CE/UKCA

Models	LM320A	LM320B
Page	137	137
		
Measurement range	4x90°	4x90°
Accuracy	± 0.2°	± 0.2°
Resolution	0.01°	0.01°
Display	EBTN	EBTN
Laser indication		Two-side lasers
Battery Capacity	3.7V Lithium battery (300mAh)	3.7V Lithium battery (300mAh)
Charging	Type C charging Interface	Type C charging Interface
Working Time	2h	2h
Magnet base	Two sides	Four sides
Auto power off	●	●
Relative/Absolute Measurement	●	●
Low battery indication	●	●
Certificates	CE/UKCA	CE/UKCA

Models	UT30H	UT308H
Page	100	100
		
Measurement range (object)	0°C~100°C	0°C~100°C
Accuracy (object)	±1.0°C	±1.0°C
Measurement range (body)	32.0°C-45.0°C	32.0°C-45.0°C
Accuracy (body)	±0.3°C	±0.2°C
Resolution	0.1°C	0.1°C
Data storage		32 groups
Optimum measuring distance	1~5cm	1~5cm
Unit conversion (°C/°F)	●	●
Measurement alarm (body only)	Sound alarm for >37.2	Sound alarm for >37.2
Power on self test	●	●
Auto power off	●	●
Backlight	●	●
Operating environment	15°C-35°C, <85%RH	15°C-35°C, <85%RH
Transport and storage environment	-20°C-60°C, <93%RH	-20°C-60°C, <93%RH
Operating atmosphere pressure	700hPa-1060hPa	700hPa-1060hPa
Power	1.5V AAA x 2	1.5V AA x 2
Certificates	CE0413/FDA/UKCA	CE0413/FDA/UKCA

Models	UT306A	UT300A+	UT306S	UT306C	UT301A+	UT301C+	UT301D+	UT302A+
Page	105	101	106	106	102	102	102	103
								
Temperature range	-35°C~300°C	-20°C~400°C	-50°C~500°C	-50°C~500°C	-32°C - 420°C	-32°C - 600°C	-32°C - 600°C	-32°C - 700°C
Accuracy	±2.0°C or ±2%	±2.0°C or ±2%	±2.0°C or ±2%	±2.0°C or ±2%	±1.5°C or ±1.5%	±1.5°C or ±1.5%	±1.5°C or ±1.5%	±1.5°C or ±1.5%
D:S ratio	6 : 1	10 : 1	12 : 1	12 : 1	12 : 1	12 : 1	12 : 1	20 : 1
Laser type	Single laser	Single laser	Single	Circle	Single laser	Ring laser	Dual laser	Single laser
LCD type	TN	TN	TN	EBTN	EBTN	EBTN	EBTN	EBTN
Emissivity	0.95 (fixed)	0.95 (fixed)	0.1~1.0 (adjustable)	0.1~1.0 (adjustable)	0.1~1.0 (adjustable)	0.1~1.0 (adjustable)	0.1~1.0 (adjustable)	0.1~1.0 (adjustable)
Laser type	Class 2	Class 2	Class 2	Class 2	Class 2	Class 2	Class 2	Class 2
Laser power	<1mW	<1mW	<1mW	<1mW	<1mW	<1mW	<1mW	<1mW
Response time	250ms	500ms	250ms	250ms	250ms	250ms	250ms	250ms
Spectral response	5μm - 14μm	5.5μm - 14μm	8μm - 14μm	8μm - 14μm	8μm - 14μm	8μm - 14μm	8μm - 14μm	8μm - 14μm
Battery type	3x1.5VAAA	2x1.5VAAA	1.5VAAAx2	1.5VAAAx2	9V	9V	9V	9V
Auto power off	●	●	●	●	●	●	●	●
Low battery indication	●	●	●	●	●	●	●	●
Data hold	●	●	●	●	●	●	●	●
Unit conversion (°C/°F)	●	●	●	●	●	●	●	●
MAX/MIN/AVG/DIF mode	MAX/MIN/Avg		●	●	●	●	●	●
Lock measurement	●		●	●	●	●	●	●
High/low temperature LED alarm					●	●	●	●
High/low temperature audible alarm			●	●	●	●	●	●
Data storage						99sets	99sets	
Schedule measurement						●	●	
Backlight	●	●	●	●	●	●	●	●
Drop test	1m	1m	1m	1m	1m	1m	1m	1m
Certificates	CE/UKCA	CE/UKCA		CE/UKCA	CE/UKCA	CE/UKCA	CE/UKCA	CE/UKCA


Models	UT302C+	UT302D+	UT303A+	UT303C+	UT303D+	UT309A	UT309C	UT309E	UT305S
Page	103	103	103	103	103	107	107	107	104
Temperature range	-32°C - 1100°C	-32°C - 1100°C	-32°C - 800°C	-32°C - 1300°C	-32°C - 1300°C	-35°C - 450°C	-35°C - 650°C	-35°C - 850°C	-50°C~2000°C
Accuracy	±1.5°C or ±1.5%	±1.5°C or ±1.5%	±1.5°C or ±1.5%	±1.5°C or ±1.5%	±1.5°C or ±1.5%	±1.8°C or ±1.8%	±1.8°C or ±1.8%	±1.8°C or ±1.8%	±1.0°C or ±1.0%
D:S ratio	20 : 1	20 : 1	30 : 1	30 : 1	30 : 1	10 : 1	12 : 1	20 : 1	50 : 1
Laser type	Ring laser	Dual laser	Single laser	Ring laser	Dual laser	Single laser	Dual laser	Dual laser	Single
LCD type	EBTN	EBTN	EBTN	EBTN	EBTN	TN	TN	EBTN	EBTN
Emissivity	0.1~1.0 (Adjustable)	0.1~1.0 (Adjustable)	0.1~1.0 (Adjustable)	0.1~1.0 (Adjustable)	0.1~1.0 (Adjustable)	0.95 (fixed)	0.1~1.0 (Adjustable)	0.1~1.0 (Adjustable)	0.1~1.0 (Adjustable)
Laser type	Class 2	Class 2	Class 2	Class 2	Class 2	Class 2	Class 2	Class 2	Class 2
Laser power	<1mW	<1mW	<1mW	<1mW	<1mW	<1mW	<1mW	<1mW	<1mW
Response time	250ms	250ms	250ms	250ms	250ms	250ms	250ms	250ms	250ms
Spectral response	8μm - 14μm	8μm - 14μm	8μm - 14μm	8μm - 14μm	8μm - 14μm	8μm - 14μm	8μm - 14μm	8μm - 14μm	8μm - 14μm
Battery type	9V	9V	9V	9V	9V	9V	9V	9V	9V
Auto power off	●	●	●	●	●	●	●	●	●
Low battery indication	●	●	●	●	●	●	●	●	●
Data hold	●	●	●	●	●	●	●	●	●
Unit conversion (°C/°F)	●	●	●	●	●	●	●	●	●
MAX/MIN/AVG/DIF mode	●	●	●	●	●	●	●	●	●
Lock measurement	●	●	●	●	●	●	●	●	●
High/Low temperature LED alarm	●	●	●	●	●	●	●	●	●
High/Low temperature audible alarm	●	●	●	●	●				●
Data storage	99sets	99sets		99sets	99sets			99sets	
Schedule measurement	●	●		●	●			●	
Backlight	●	●	●	●	●	●	●	●	●
Drop test	1m	1m	1m	1m	1m	3m	3m	3m	1m
IP rating						IP65	IP65	IP65	
Certificates	CE/UKCA	CE/UKCA	CE/UKCA	CE/UKCA	CE/UKCA	CE/UKCA	CE/UKCA	CE/UKCA	CE/UKCA



Models	UT320A	UT320D	UT325	A61
Page	110	110	111	132
				
Display mode	Single	Dual	Dual	Single
Temperature measurement	-50°C~1300°C	-50°C~1300°C	-200°C~1372°C	-40°C~250°C
Thermocouple selection	K/J	K/J	K/J/T/E/R/S/N	
Auto power off	●	●	●	●
Low battery indication	●	●	●	
Data hold	●	●	●	●
°C/°F selection	●	●	●	●
Data storage			100	
MAX/MIN/AVG	●	●	●	●
High/Low alarm			●	LED alarm
Drop test	1m	1m	1m	
PC communication			●	
LCD backlight	●	●	●	●
Auto calibration			●	
Minimum measuring depth				20mm
Certificates	CE/UKCA	CE/UKCA	CE/UKCA	CE/UKCA




# Temperature Humidity Meters









Models	UT331+	UT332+	UT333	UT333BT	UT333S	A13T
Page	112	112	114	114	115	129
						
Measuring mode	All-in-one	All-in-one	All-in-one	All-in-one	Spilt type	All-in-one
Temperature	-20°C~70°C	-20°C~70°C	-10-60°C	-10-60°C	-10-60°C	-10-50°C
Dew point temperature	-78.2°C~70°C	-78.2°C~70°C				
Wet bulb temperature	-21.6°C~70°C	-21.6°C~70°C				
Temperature resolution	0.1°C	0.1°C	0.1°C	0.1°C	0.1°C	±1°C
Humidity range	0%RH~100%RH	0%RH~100%RH	0%RH~100%RH	0%RH~100%RH	0%RH~100%RH	20%RH~95%RH
Humidity resolution	0.1%RH	0.1%RH	0.1%RH	0.1%RH	0.1%RH	±5%RH
Data storage	299sets	999sets				
Auto power off	●	●	●	●	●	
APP/Bluetooth				●		
USB communication	●	●				
Unit conversion (°C/°F)	●	●	●	●	●	●
Humidity/temperature offset settings	●	●				
Data hold	●	●	●	●	●	
Data recall	●	●				
LCD backlight	●	●	●	●	●	
Overload alarm					●	●
Certificates	CE/UKCA	CE/UKCA	CE/UKCA	CE/UKCA	CE/UKCA	CE/UKCA






Models	UT343A	UT343D
Page	116	117
		
Measuring range	0~1750μm	0~1250μm
Accuracy	±(3%H+1)μm	±(3%H+1)μm
Resolution	0.1μm (0~99.9μm); 1μm (100~1750μm)	0.1μm (0~99.9μm); 1μm (100~1250μm)
Measurement method	Single/Continuous	Single/Continuous
Measurement mode	Max/Min/Avg	Max/Min/Avg
Metal type	Auto/ferrous/non-ferrous	Ferrous/non-ferrous
Display type	EBTN	TFT LCD
Auto rotatable screen	●	●
Unit conversion	μm/mil	●
Audio alarm	●	●
LED alarm	●	●
PC analysis software		●
Quick test mode	●	
Data storage	199sets	500 sets
Auto power off	●	●
Low battery indication	●	●
Power	1.5V AAA x 2=3V alkaline batteries	1.5V AA battery (LR6) x 2
Certificates	CE/UKCA	CE/UKCA






Models	UT312	UT315A
Page	109	109
		
Acceleration (o-p)	0.1~199.9m/s <sup>2</sup> Frequency response: 10~1500Hz, Amplitude error: ≤±5% Amplitude linear error: ≤2.0m/s <sup>2</sup> , ≤±10%; >2.0m/s <sup>2</sup> , ≤±5%	0.1-199.9m/s <sup>2</sup> frequency response:10-10000Hz accuracy:± (5%+0.2m/s <sup>2</sup> )
Velocity(RMS)	0.1-199.9mm/s Frequency response:10-1500Hz amplitude error:≤±5% amplitude linear error:<=2mm/s≤±10%; >=2mm/s ≤±5%	0.01-19.99cm/s frequency response:10-10000Hz accuracy:± (5%+0.02cm/s)
Displacement (p-p)	1-1999μm frequency response:10-500Hz, amplitude error:≤±5% amplitude linear error:≤20um ≤±10% 20um, ≤±5%	0.001~1.999mm; Frequency response: 10Hz~500Hz accuracy: ±(5%+0.002mm)
Power	9V battery (6F22 )	9V battery (6F22 )
Display count	2000	2000
Low battery indication	●	●
Data hold	●	●
Auto power off	●	●
Certificates	CE/UKCA	CE/UKCA

Models	A37 CO2 meter	A25M PM2.5 meter	A25D PM2.5 meter
Page	131	130	130
			
Measure range accuracy	CO2 ppm 400ppm~5000ppm ±(5% + 50ppm) from 400ppm~2000ppm	PM2.5 ug/m <sup>3</sup> 0~100 ±(10%+10dgts) 101~400 ±(10%+30dgts) 401~500 ±(10%+50dgts)	PM2.5 ug/m <sup>3</sup> 0~100 ±(10%+10dgts) 101~400 ±(10%+30dgts) 401~500± (10%+50dgts)
Temperature range accuracy	-10.0°C~50.0°C Typical accuracy: ±1°C	For reference only	0~2mg/m <sup>3</sup> ±1°C /±1.8°F
Humidity range accuracy	0%RH~99%RH ±5%RH (10%RH~90%RH) at 25°C		5%~99%RH ±5%RH@30%~80%RH ±8%RH@<30%RH, >80%RH
Auto power off	●	●	●
Low battery indication	●	●	●
LCD backlight	●	●	●
Concentration emoticon		●	●
Response time	●		
Sensor type	NDIR (no-dispersive infrared) CO2 sensor	Precise PM2.5 concentration based on pre-calibrated sensors	Precise PM2.5 concentration based on pre-calibrated sensors
Max hold	●		
Warning indication	Audible and visual alarm	Red backlight alarm	Red backlight alarm
Temperature display	●	●	●
Date/time	●		
Automatic baseline correction	●		
Power	3.7V DC Li-ion battery /Micro USB charging port	520mAh rechargeable polymer battery	1500mAh rechargeable polymer battery
Certificates	CE/UKCA	CE/UKCA	CE/UKCA






Models	UT352	UT353	UT353BT
Page	118	119	119
			
Measuring mode	All-in-one	All-in-one	All-in-one
Range	30~130dB	30~130dB	30~130dB
Accuracy	±1.5dB	±1.5dB	±1.5dB
Frequency	31.5Hz~8kHz	31.5Hz~8kHz	31.5Hz~8kHz
Frequency weighting	A&C	A	A
Sample rate	Fast: 125ms	Fast: 125ms	Fast: 125ms
	Slow: 1ms	Slow: 1ms	Slow: 1ms
Analogue outputs	●		
Data Hold/MAX/MIN	●	●	●
Auto power off	●	●	●
Low battery Indication	●	●	●
APP/Bluetooth			●
Data storage	63sets		
High alarm	●		
Lower alarm	●		
LCD backlight	●	●	●
Analog bar graph	30~130dB		
Certificates	CE/UKCA	CE/UKCA	CE/UKCA

Models	UT371	UT372	UT373
Page	123	123	124
			
RPM range	10RPM~999999RPM	10RPM~999999RPM	10RPM~999999RPM
Counting measurement	0~99999 counts	0~99999 counts	0~99999 counts
Target distance	50~200mm	50~200mm	50~200mm
Data hold	●	●	●
Auto power off	●	●	●
Low battery indication	●	●	●
MAX/MIN/AVG mode	●	●	●
LCD backlight			●
USB interface		●	
Drop test			1m
Laser on indication			●
Auto range			●
Overload indication			●
Certificates	CE/UKCA	CE/UKCA	CE/UKCA

Models	UT361	UT362	UT363	UT363BT	UT363S
Page	120	120	121	121	122
					
Measuring mode	Spilt type	Spilt type	All-in-one	All-in-one	Spilt type
Wind speed measurement	2m/s~30m/s	2m/s~30m/s	0~30m/s	0~30m/s	0~30m/s
Wind count measurement (CMM)	0.001~9999 x 100	0.001~9999 x 100			
Wind count measurement (CFM)	0.001~9999 x 100	0.001~9999 x 100			
Temperature measurement	0°C~40°C	0°C~40°C	-10~50°C	-10~50°C	-10~50°C
Temperature accuracy	±3°C	±3°C	±2°C	±2°C	±2°C
Data hold	●	●	●	●	●
Auto power off	●	●	●	●	●
Low battery indication	●	●	●	●	●
Overload indication			●	●	●
MAX/MIN mode	●	●	●	●	●
Data storage	2044sets	2044sets			
USB interface		●			
APP/Bluetooth				●	
Auto record time setup	●	●			
Unit conversion	m/s, km/h, ft/min, knots, mph, °C/°F	m/s, km/h, ft/min, knots, mph, °C/°F	m/s, km/h, ft/min, knots, mph, °C/°F	m/s, km/h, ft/min, knots, mph, °C/°F	m/s, km/h, ft/min, knots, mph, °C/°F
LCD backlight	●	●	●	●	●
Certificates	CE/UKCA	CE/UKCA	CE/UKCA	CE/UKCA	CE/UKCA

Models	UT381	UT382	UT383	UT383BT	UT383S
Page	126	126	127	127	128
					
Illuminance measurement (Lux)	20~20000Lux	20~20000Lux	0~199900Lux	0~199900Lux	0~199900Lux
Illuminance measurement (Fc)	2~2000Fc	2~2000Fc	0~18500Fc	0~18500Fc	0~18500Fc
Sample rate	0.5s	0.5s	0.5s	0.5s	0.5s
Auto range	●	●	●	●	●
Data hold	●	●	●	●	●
APP/Bluetooth				●	
Auto power off	●	●	●	●	●
Low battery indication	●	●	●	●	●
MAX/MIN mode	●	●	●	●	●
Data storage	2044 sets	2044 sets			
USB interface		●			
Auto record time setup	●	●			
Real-time clock	●	●			
Overload indication	●	●	●	●	●
Tripod mounting hole				●	
Certificates	CE/UKCA	CE/UKCA	CE/UKCA	CE/UKCA	CE/UKCA

Models	UT387A	UT387B	UT387C
Page	142	142	143
			
Ferrous metals	StudScan:19mm ThickScan:28.5mm	80mm	76mm
Non-ferrous metals	StudScan:19mm ThickScan:28.5mm	80mm	38mm
AC electric wire depth	StudScan:19mm ThickScan:28.5mm	50mm	50mm
Wood	StudScan:19mm ThickScan:28.5mm	20mm	StudScan:19mm ThickScan:28.5mm
Buzzer indication	●	●	●
Auto power off	●	●	●
LED alarm	●	●	●
Low battery indication	●	●	●
Certificates	CE/UKCA	CE/UKCA	CE/UKCA/FCC




Models	UT387D	UT387E	UT387LM	UT387S	UT377A
Page	143	144	144	144	125
					
Ferrous metals	40mm	100mm	100mm	100mm	
Non-ferrous metals	80mm	80mm	80mm	80mm	
AC electric wire depth	40mm	40mm	40mm	40mm	
Wood	38mm	38mm	38mm	38mm	
Laser distance			40mm	40mm	
Wood moisture				6%~40%	2%~40%
Buzzer indication	●	●	●	●	
Auto power off	●	●	●	●	●
LED alarm		●	●	●	
Low battery indication	●	●	●	●	●
Certificates	CE/UKCA/FCC	CE/UKCA	CE/UKCA	CE/UKCA	CE/UKCA




# Insulation Resistance Testers






Models	UT505A	UT505B	UT501A	UT501B	UT501C	UT502A	UT502C
Page	149	149	148	148	146	148	146
							
Test voltage	1000V	1000V	1000V	1000V	1000V	2500V	2500V
Insulation resistance	20GΩ	200GΩ	5GΩ	5GΩ	5GΩ	20GΩ	20GΩ
Step voltage	50%-120% in range and 10% steps	50%-120% in range and 10% steps					
Short-circuit current	<2mA	<2mA	<2mA	<2mA	<2mA	<2mA	<2mA
Comparison function	●	●					
Polarization index (PI)	●	●		●		●	
Dielectric absorption ration (DAR)	●	●		●		●	
Secondary display for current		●					
Auto discharge	●	●	●	●	●	●	●
Low resistance (Continuity)	20kΩ	10MΩ		200Ω		200Ω	
True RMS	●	●					
Auto range	●	●	●	●	●	●	●
DC voltage	600V	600V					
AC voltage	600V	600V	750V	750V	750V	750V	750V
Resistance		10MΩ					
Capacitance		500μF					
Frequency		1kHz					
Data storage	99	99					
High voltage prompt	●	●	●	●	●	●	●
LCD backlight	●	●	●	●	●	●	●
Analog bar	●	●					
Low battery indication	●	●	●	●	●	●	●
Overload prompt	●	●	●	●	●	●	●
Light alarm	●	●	●	●	●	●	●
Buzzer alarm	●	●	●	●	●	●	●
Auto power off	●	●	●	●	●	●	●
Timing measurement	●	●					●
Meets IEC 61557	61557-1:2007, 61557-2:2007, 61557-4:2007	61557-1:2007, 61557-2:2007, 61557-4:2007	61557-1:2007, 61557-2:2007	61557-1:2007, 61557-2:2007, 61557-4:2007		61557-1:2007, 61557-2:2007, 61557-4:2007	
Category ratings	CAT IV 600V	CAT IV 600V	CAT III 600V	CAT III 600V	CAT II 1000V / CAT III 600V	CAT III 600V	CAT II 1000V / CAT III 600V
Certificates	CE/UKCA/cETLus	CE/UKCA/cETLus	CE/UKCA	CE/UKCA		CE/UKCA	

Models	UT511	UT512	UT513A	UT516B
Page	150	150	150	147
				
Test voltage	1000V	2500V	5000V	12000V
Insulation resistance	10GΩ	100GΩ	1TΩ	10TΩ
Step voltage				50%-120% in range and 10% steps
Short-circuit current	<2mA	<1.8mA	3.5mA	5mA
Comparison function	●	●	●	●
Polarization index (PI)	●	●	●	●
Dielectric absorption ration (DAR)	●	●	●	●
Secondary display for current				●
Auto discharge	●	●	●	●
Low resistance (Continuity)	999.9Ω			
Auto range	●	●	●	●
DC voltage	1000V	600V	600V	1000V
AC voltage	750V	600V	600V	750V
USB data transmission		●	●	●
Data storage	18	18	18	999
High voltage prompt	●	●	●	●
LCD backlight	●	●	●	●
Analog bar	●	●	●	●
Low battery indication	●	●	●	●
Overload prompt	●	●	●	●
Light alarm				●
Buzzer alarm	●	●	●	●
Auto power off	●	●	●	
Timing measurement				●
Meets IEC 61557			61557-1:2007, 61557-2:2007	
Category ratings	CAT III 600V	CAT III 600V	CAT III 600V	CAT III 1000V / CAT IV 600V
Certificates	CE/UKCA	CE/UKCA	CE/UKCA	

Models	UT572	UT521	UT522
Page	153	151	151
			
Earth resistance	40k $\Omega$	2k $\Omega$	4k $\Omega$
AC earth voltage		200V	400V
Frequency		50Hz/60Hz	50Hz/60Hz
Manual range	●	●	●
Auto power off	●	●	●
Low battery indication	●	●	●
Data hold	●	●	●
Data storage	20	20	20
LCD backlight	●	●	●
Full icon display	●	●	●
Double insulation protection	●	●	●
Poor contact display		●	●
Over-range display	●	●	●
2-wire testing	●	●	●
3-wire testing	●	●	●
4-wire testing	●		
Soil resistivity	●		
Disturbance voltage	1-50V		
Disturbance frequency	40-500Hz		
Earth resistance RH and RS test	●		
Compensating resistance RK test	●		
Category ratings	CAT III 300V	CAT III 600V	CAT III 600V
Certificates	CE/UKCA	CE/UKCA	CE/UKCA

Models	UT681L	UT681C	UT681HDMI
Page	159	159	159
			
To test for: RJ45/RJ11	●		
To test for: RJ45/RJ11/BNC		●	
To test for: HDMI/MINI-HDMI			●
Fast test mode	LED1~LED8, LED_G	LED1~LED8, LED_G	
Slow test mode	LED1~LED8, LED_G	LED1~LED8, LED_G	
Scan test mode			LED1~LED19, LED_S
Full display test mode			LED1~LED19, LED_S
To test for the case of short circuit, crossover, open circuit, etc.	●	●	●
Ethernet cable: shielded/unshielded test	●	●	●
Manual shutdown function	●	●	●
Auto shutdown function	●	●	●
Single key operation	●	●	●
Power supply: 9V battery	●	●	●
Low battery detection	●	●	●
Certificates	CE/UKCA	CE/UKCA	CE/UKCA

Models		UT682	UT682D	UT683KIT
Page		160	160	161
				
Wire types		LAN cable\telephone line \coaxial cable\electric wire	Telephone line\twisted-pair \electric wire	LAN cable\telephone line \coaxial cable\electric wire
Transmitter	Port flashing			•
	Wire tracking	•	•	•
	Line alignment	•		•
	Continuity	•	•	•
	Polarity test	•	•	•
	Ringing signal test		•	•
	Low battery indication	•	•	•
	Input protection	•	•	•
	Auto power off			•
	Power	9V battery	9V battery	1050mAh rechargeable lithium battery
Receiver	Wire tracking	•	•	•
	NCV function			•
	Flashlight			•
	Headset jack	•	•	•
	Low battery indication	•	•	•
	Auto power off			•
	Power	9V battery	9V battery	1050mAh rechargeable lithium battery
Certificates		CE/UKCA	CE/UKCA	CE/UKCA

# Thermal Imagers

Thermal imagers transform the invisible infrared rays into visible thermal image. Thermal imagers are useful for observing object in the dark, through detecting object's infrared radiation. UNI-T's thermal imagers are great performance, user friendly, and affordable tools, suitable for firefighting, power line maintenance, HVACR, and a wide range of other applications.





UTi260V



UTi384H



UTi260B



UTi1024D

UNI-T Pro Thermal Imagers are the flagship series, which support more advanced functions compared to the Enhanced series, such as thermal video recording, audio recording, laser distance measurement, GPS etc. Various functions and models suitable for different industrial applications, and helps engineers to obtain necessary data and to troubleshoot target equipment.

Models	UTi260V	UTi320V+	UTi384H	UTi640D	UTi1024D	UTi256G	UTi384G
<b>Certificates</b>	CE, UKCA, FCC	CE, UKCA, FCC	CE, UKCA, FCC	TBD	TBD	CE, UKCA, FCC	CE, UKCA, FCC
IR resolution	256x192 pixel	320x240 pixel	384x288 pixels	640x480 pixel	1024x768 pixel	256x192 pixel	384x288 pixels
Screen display	3.5"IPS Touch	3.5"IPS Touch	4.3" TFT Touch	5.0"Touch	5.8"Touch	3.5"IPS Touch	3.5"IPS Touch
Field of view (FOV)	56°x42°	56°x42°	20°x15°	24.5°x18.5°	31°x23°	28°x20°	42°x30°
Thermal sensitivity (NETD)	50mk	65mk	50mk	45mk	45mk	50mk	50mk
Spatial resolution (IFOV)	3.8mrad	3mrad	0.92mrad	0.68mrad	0.68mrad	1.91mrad	1.91mrad
Focus	Focus free	Focus free	Manual	Manual / Electric / Auto	Manual / Electric / Auto	Manual	Manual
Frame rate	30Hz	9Hz	50Hz	50Hz	50Hz	30Hz	50Hz
Object temperature range	-20~550°C	-40~400°C	-20~600°C	-40~150°C /100~650°C	-40~150°C /100~650°C	-20~550°C	-20~600°C
Measurement accuracy	±2°C or ±2% whichever is greater	±2°C or ±2% whichever is greater	±2°C or ±2% whichever is greater	±2°C or ±2% whichever is greater	±2°C or ±2% whichever is greater	±2°C or ±2% whichever is greater	±2°C or ±2% whichever is greater
Battery	Li-ion battery pack(5200mAh)	Li-ion battery pack(5200mAh)	Li-ion battery pack(5200mAh)	Li-ion battery	Li-ion battery	Li-ion battery pack(5200mAh)	Li-ion battery pack(5200mAh)
Battery operating time	≥3.5 hours	≥4 hours	≥3 hours	≥3 hours	≥2 hours	≥3 hours	≥3 hours
<b>Functions</b>							
Palettes	7	7	7	6	6	6	6
Measurement presets	(Point 5 /Line 1 /Area 6) total 6 tools	(Point 5 /Line 1 /Area 6) total 6 tools	(Point 5 /Line 1 /Area 6) total 6 tools	Point 10, Line 5, Area 10	Point 10, Line 5, Area 10	Point 3, Area 3	Point 5, Area 5
Digital camera	5MP	5MP	5MP	5MP	5MP	5MP	5MP
Image fusion / PIP	√	√	√	√	√	√	√
Image capture / Video Recording	Image capture / Video Recording	Image capture / Video Recording	Video Recording	Image capture / Video Recording	Image capture / Video Recording	Image capture / Video Recording	Image capture / Video Recording
Voice Recording	√	√	TBD	√	√	√	√
LED	√	√	TBD	√	√	√	√
Laser / Distance measurement	Laser / Distance measurement	Laser / Distance measurement	TBD	Laser	Laser	Laser	Laser
WiFi download photo and realtime display	√	√	√	√	√	√	√
GPS			√	√	√		
Bluetooth				√	√	√	√
ROI (eliminates interference)	√	√	√	√	√	√	√
Isotherm	√	√	√	√	√	√	√
Auto tracking for Lo / Hi temperature	√	√	√	√	√	√	√
Alarm	√	√	√	√	√	√	√
Storage	16G Micro SD Card	16G Micro SD Card	16G Micro SD Card	16G internal / SD Card	16G internal / SD Card	8GB Internal , 16GB SD Card	8GB Internal , 16GB SD Card
PC software	Analysis, Realtime display	Analysis, Realtime display	Analysis, Realtime display	Analysis, Realtime display	Analysis, Realtime display	Analysis, Realtime display	Analysis, Realtime display
Protection	IP54/2m	IP54/2m	IP54/2m	IP54	IP54	IP54/2m	IP54/2m
Communication interface	Type-C	Type-C	Type-C	Type-C/HDMI	Type-C/HDMI	Type-C	Type-C

UNI-T Pro Thermal Imagers are the flagship series, which support more advanced functions compared to the Enhanced series, such as thermal video recording, audio recording, laser distance measurement, GPS etc. Various functions and models suitable for different industrial applications, and helps engineers to obtain necessary data and to troubleshoot target equipment.



UTi640C



UTi192M/UTi384M

- Auto capture of Hi/Lo temperature
- WIFI
- PC analysis software
- IP54 protection

	UTi192M	UTi384M	UTi640C
<b>Certificates</b>	CE, UKCA		
IR resolution	192 x 144 pixels	384 x 288 pixels	640 x 480 pixels
Field of view (FOV)	37.8° x 28.8°	28.4° x 21.5°	24.6° x 18.5° (Normal lens)
Thermal sensitivity (NETD)	50mk	45mk	30mk
Temperature range	-20~1500°C	-20~1500°C	-20~800°C (optional 2000°C)
Spatial resolution (IFOV)	3.45mrad	1.29mrad	0.67mrad
Frame rate	25Hz	25Hz	25Hz/9Hz
Measurement accuracy	±2°C or ±2% whichever is greater		±1°C or ±1%, whichever is greater (selected temperature); ±2°C or ±2% (whichever is greater)
Focus	Manual focus	Manual focus	Electric or automatic
Digital zoom	1.1~4 x	1.1~4 x	1.1~10 x
Display	4"LCD	4"LCD	5" TFT LCD
Measurement modes	Point, area, line		
Display modes	Thermal, image blending, visible light, PIP		
Power	UTi192M/UTi384M: Li-ion battery (7.4V 2300mAh); UTi640C: Li-ion battery (11.1V 2900mAh)		
Product net weight	UTi192M/UTi384M: 840g; UTi640C: 1.35kg		
Product size	UTi192M/UTi384M: 274mm x 106mm x 78mm; UTi640C: 206mm x 145mm x 135mm		
Standard accessories	Adapter, adapter plugs, battery, USB cable, HDMI cable, SD Card		
Standard individual packing	Gift box, carrying bag(UTi192M), tool box(UTi384M/UTi640C), English manual, quick start guide		
Standard quantity per carton	1pcs		
Standard carton measurement	470mm x 355mm x 210mm		
Standard carton gross weight	UTi192M: About 4kg; UTi384M/UTi640C: About 7.6kg		

UNIT Enhanced Thermal Imagers provide various functions compared with Classic and Echo series, such as flexible measurement presets, high resolution digital camera (2Megapixel), WiFi, Isotherm etc. The imager size is bigger which allows e bigger screen (3.5" IPS) for excellent display quality. Its replaceable battery modules allow the imager to have minimal down time, greatly improving productivity.



UTi320E



UTi320E

Models	UTi260E	UTi320E
<b>Certificates</b>	CE, UKCA, FCC	CE, UKCA, FCC
IR resolution	256x192 pixel	320x240 pixel
Screen display	3.5"IPS	3.5"IPS
Field of view (FOV)	56°x42°	56°x42°
Thermal sensitivity (NETD)	50mk	65mk
Spatial resolution (IFOV)	3.8mrad	3mrad
Focus	Focus free	Focus free
Frame rate	30Hz	9Hz
Object temperature range	-20~550°C	-40~400°C
Measurement accuracy	±2°C or ±2% whichever is greater	±2°C or ±2% whichever is greater
Battery	Li-ion battery pack(5200mAh)	Li-ion battery pack(5200mAh)
Battery operating time	≥3.5 hours	≥4 hours
<b>Functions</b>		
Palettes	7	7
Measurement presets	(Point 5 /Line 1 /Area 6 ) total 6 tools	(Point 5 /Line 1 /Area 6 ) total 6 tools
Digital camera	2MP	2MP
Image fusion / PIP	√	√
Image capture	√	√
LED	√	√
WiFi download phot	√	√
ROI (eliminates interference)	√	√
Isotherm	√	√
Auto tracking for Lo / Hi temperature	√	√
Alarm	√	√
Storage	16G Micro SD Card	16G Micro SD Card
PC software	Analysis, Realtime display	Analysis, Realtime display
Protection	IP54/2m	IP54/2m
Communication interface	Type-C	Type-C

UNI-T Echo Thermal Imagers are more cost effective and also includes a wider temperature measurement range compared with the Classic series. Echo's extra functions are digital camera and thermal blending on selected models. This series is also very user friendly and rugged enough to pass IP65 and 2m drop tests.



UTi120S




UTi260B

Models	UTi120S	UTi120B	UTi260B
<b>Certificates</b>	CE, UKCA, FCC	CE, UKCA	CE, UKCA
IR resolution	120x90 pixels	120x90 pixels	256x192 pixels
Screen display	2.4" TFT	2.8" LCD	2.8" LCD
Field of view (FOV)	50°x38°	50°x38°	56°x42°
Thermal sensitivity (NETD)	≤60mk	≤60mk	50mk
Spatial resolution (IFOV)	7.3mrad	7.3mrad	3.8mrad
Focus	Focus free	Focus free	Focus free
Frame rate	≤25Hz	≤25Hz	25Hz
Object temperature range	-20~400°C	-20~400°C	-20~550°C
Measurement accuracy	±2°C or ±2% whichever is greater	±2°C or ±2% (-10°C~400°C) whichever is greater	±2°C or ±2% whichever is greater
Battery	Li-ion battery (3.7V 2600mAh)	Li-ion battery (3.6V 5000mAh)	Li-ion battery (3.6V 5000mAh)
Battery operating time	≥8 hours (TBD)	≥6 hours	≥6 hours
<b>Functions</b>			
Palettes	6	5	7
Measurement presets			Point 3
Digital camera		640 x 480	640 x 480
Image fusion / PIP		Image fusion	Image fusion / PIP
Image capture	√	√	√
LED		√	√
Laser	√		
ROI (eliminates interference)		√	√
Auto tracking for Lo / Hi temperature	√	√	√
Alarm	√	√	√
Storage	16G Micro SD Card	16G Micro SD Card	16G Micro SD Card
PC software	Analysis	Analysis, Realtime display	Analysis, Realtime display
Protection	IP54/2m	IP65/2m	IP65/2m
Communication interface	Type-C	Type-C	Type-C

UNI-T Portable Thermal Imagers follow a compact design philosophy. This series can be easily put in the pocket, which is very portable for users. There are 3 models, differentiated by infrared resolution, digital camera, thermal blending, WiFi, touch screen, internal storage etc.



UTi80P/UTi120P



UTi120T


	UTi80P	UTi120P	UTi120T
<b>Certificates</b>	CE, UKCA		
IR resolution	80 x 60 pixels	120 x 90 pixels	120 x 90 pixels
Field of view (FOV)	51° horizontal	51° x 38°	50° x 38°
Thermal sensitivity (NETD)	≤150mk (0.15°C)	<60mk	<60mk
Temperature range	-10~400°C	-10~400°C	-20~400°C
Spatial resolution (IFOV)	11mrad	7.3mrad	7.6mrad
Frame rate	≤9Hz	25Hz	25Hz
Measurement accuracy	±2°C or ±2% whichever is greater		
Palettes	3	3	6
Emissivity	Adjustable (0.01-1.00)	Adjustable (0.01-1.00)	Adjustable (0.01-1.00)
Focus	Focus free	Focus free	Focus free
Digital zoom			1-8x continuous
Display modes	Thermal	Thermal	Thermal, image blending, visible light
Display	2.4" TFT LCD	2.4" TFT LCD	3.5" LCD
Auto capture of Hi/Lo temperature	√	√	√
Measurement modes	Point, area	Point, area	Point, area
WiFi			√
PC analysis software	√	√	√
Drop proof	1m	1m	1m
IP rating			IP54
Power	UTi80P/UTi120P: Li-ion battery (3.7V 1300mAh); UTi120T: Li-ion battery (3.7V 5000mAh)		
Product net weight	UTi80P/UTi120P: 125g; UTi120T: 212g		
Product size	UTi80P/UTi120P: 76mm x 76 mm x 22mm; UTi120T: 205mm x 124 mm x 65mm		
Standard accessories	Carrying bag, micro USB cable, micro SD card, English manual		
Standard individual packing	Blister, gift box		
Standard quantity per carton	5pcs		
Standard carton measurement	UTi80P/UTi120P: 390mm x 130mm x 140mm; UTi120T: 387mm x 246mm x 166mm		
Standard carton gross weight	UTi80P/UTi120P: 2.8kg; UTi120T: 2.6kg		

UTi120Mobile is a thermal camera for smart phone. This product is compact, portable, and easy to operate. Users can find problems faster and easily with it. UTi120Mobile produces clear image with a fast response, and can detect temperature up to 400°C. It is an indispensable tool for inspecting switchboards, troubleshooting HVAC problems, or investigating heat source hidden dangers inside and outside the house.

- Image capture
- Video recording
- Visible & Thermal image fusion
- App analysis on smart phone
- 2m drop proof
- Extension cable support multiple scenarios



UTi120Mobile



	UTi120Mobile
Certificates	CE, UKCA
IR resolution	120×90 pixels
Field of view (FOV)	50°x38°
Thermal sensitivity (NETD)	<60mk
Temperature range	-20~400°C
Emissivity	0.1-0.99(adjustable)
Frame rate	25Hz
Measurement accuracy	±2°C or ±2% whichever is greater
Display modes	Thermal, blending(blend with image of mobile phone ), PIP
Image capturing modes	Take photos or videos
Plate	Iron Red,Rainbow,Gray scale,Red hot,Black White,Lava,High-Contrast Rainbow
Image format	JPG
Data communication	Type-C USB
Drop proof	2m
Power	NA
Product color	Black and grey
Standard accessories	Type-C male to female extension cable, USB adapter
Standard individual packing	Gift box, English manual
Standard quantity per carton	20
Standard carton measurement	290 x 265 x 325mm

These series products are rugged, and ergonomically designed thermal imager with great performance. It adopts a UFPA detector to ensure excellent infrared resolution and a rich variety of palette modes. Some models have the functions of visual light, buzzer alarm, and real-time image transmission, which is convenient for various applications.

- 2.8" TFT screen
- Infrared resolution: 80 x 60 to 256 x 192
- Temperature measurement range: -15°C~550°C
- Photograph function with SD card storage
- PC analysis software
- Buzzer/flashlight alarm
- Real-time image transmission
- Auto capture of Hi/Low temperature
- Flashlight
- 1/4" tripod mounting hole
- IP65/2m drop proof



UTi165A

Models	UTi85A	UTi165A	UTi220B
<b>Certificates</b>	CE, UKCA	CE, UKCA	CE, UKCA
IR resolution	80x60 pixels	160x120 pixels	200x150 pixels
Screen display	2.8"LCD	2.8"LCD	2.8"LCD
Field of view (FOV)	51°x38°	56°x42°	35°x26°
Thermal sensitivity (NETD)	150mk	50mk	100mk
Spatial resolution (IFOV)	11.1mrad	6.1mrad	3.1mrad
Focus	Focus free	Focus free	Focus free
Frame rate	9Hz	9Hz	9Hz
Object temperature range	-10~400°C	-10~400°C	-10~400°C
Measurement accuracy	±2°C or ±2% whichever is greater	±2°C or ±2% whichever is greater	±2°C or ±2% whichever is greater
Battery	Li-ion battery (3.6V 5000mAh)	Li-ion battery (3.6V 5000mAh)	Li-ion battery (3.6V 5000mAh)
Battery operating time	≥6 hours	≥6 hours	≥6 hours
<b>Functions</b>			
Palettes	5	5	7
Measurement presets			Point 3
Digital camera			640 x 480
Image fusion / PIP			Image fusion
Image capture	√	√	√
LED	√	√	√
ROI (eliminates interference)	√		√
Auto tracking for Lo / Hi temperature	√	√	√
Alarm	√	√	√
Storage	16G Micro SD Card	16G Micro SD Card	16G Micro SD Card
PC software	Analysis, Realtime display	Analysis	Analysis, Realtime display
Protection	IP65/2m	IP65/2m	IP65/2m
Communication interface	Type-C	Type-C	Type-C

UNI-T thermal imagers can quickly and effectively measure surface temperatures to identify elevated body temperature. These ergonomic devices can also be mounted on a tripod and set in public locations such as schools, shopping malls, and other high traffic areas. Some models can connect to a PC, display results on a large monitor in real-time, and automatically record data and image when high temperature is detected. These devices are only for early screening, and those with elevated body temperature should seek medical professionals for diagnosis.

- ROI
- Photograph function with SD card storage
- PC software analysis
- Real-time image transmission
- Visual camera (640 x 480) (UTi K series only)
- Type-C USB interface
- 1/4" tripod mounting hole



PC software analysis



UTi260K

	UTi85H+	UTi165K	UTi220K	UTi260K
<b>Certificates</b>	CE, UKCA			
Temperature range	30°C~45°C			
Accuracy	±0.5°C (@ 25°C ambient temperature)			
Optimal measuring distance	1m			
Thermal resolution	4800 (80 x 60)	19200 (160 x 120)	30000 (200 x 150)	49152 (256 x 192)
Spatial resolution (IFOV)	51°(H) x 38°(V)	56°(H) x 42°(V)	35°(H) x 26°(V)	56°(H) x 42°(V)
Field of view (FOV)	11.1mrad	6.1mrad	3.1mrad	3.8mrad
Thermal imaging sensitivity	≤150mk	<50mk	<100mk	<60mk
Frame rate	≤9Hz	≤9Hz	≤9Hz	≤25Hz
Buzzer alarm	√		√	
Visual camera/image blending		√	Visual camera	√
Palettes	5	6	7	7
Real-time image transmission	√			
Temperature measurement response time	≤500ms (95% of reading)			
Resolution of visible camera	640 x 480			
Temperature display	BMP			
Image format	Center temperature measurement and high temperature tracking (default)			
Image modes	Thermal camera, visible camera, image blending			
Data communication	Selectable (5min, 10min, 30min), 30min auto power off (default)			
Auto power off	Type-C USB			
Battery life	≥6 hours			
Charging voltage/current	≤5 hours			
Charging time	5V/2A			
Image storage	16G Micro SD card			
Power	A single Li-ion 3.6V/5000mAh 26650 battery			
Display	2.8" TFT LCD			
Product net weight	Around 910g			
Product size	236mm x 75.5mm x 86mm			
Standard accessories	Manual, Type-C USB cable, 16GB TF card			
Standard quantity per carton	10pcs			
Standard carton measurement	610mm x 345mm x 305mm			

# Socket Testers

Socket testers are portable devices used for testing the wiring of power outlets. These testers are used widely in homes and commercial buildings. UNI-T's socket testers can speed up the testing process considerably and obtain reliable and accurate information socket status.



UT07 series socket testers can check socket wiring errors. These tools are widely used in commercial and residential areas. UT07B-B also includes the leakage test feature to check whether circuit breakers are working properly.



UT07A-UK



UT07A-EU



UT07B-EU

Specifications	UT07A-UK	UT07A-EU	UT07B-EU
Certificates	CE, UKCA		
Operating voltage	230V		
Operating current	<18mA		
Working frequency	50Hz~60Hz		
RCD			~30mA
Indications	Correct	OK, leakage test passed	
	Ground missing	OK	
	Live/Ground inverted	Ground missing	
	Live/Neutral inverted	Live missing	
	Neutral missing	Neutral missing	
		Live/Ground inverted	
	Live/Ground inverted and ground missing		

Characteristics	
Product size	UT07A-UK: 65 x 65 x 40mm ; UT07A-EU/UT07B-EU: 65 x 65 x 61mm
Product net weight	UT07A-UK: 64g; UT07A-EU: 79g; UT07B-EU: 80.5g
Standard individual packing	Blister, English manual
Standard quantity per carton	48pcs
Standard carton measurement	UT07A-UK: 350 x 330 x 365mm; UT07A-EU/UT07B-EU: 430 x 330 x 365mm
Standard carton gross weight	UT07A-UK: 6.5kg; UT07A-EU: 5.4kg; UT07B-EU/UT07B-EU: 5.4kg

UT08 series checks for correct wiring in 3-wire home electrical receptacles. It provides fast and easy wiring verification for voltages of 110V to 125V. UT08B also has GFCI feature. This series is suitable for use in USA, Canada, and Mexico.



UT08A

Specifications	Range	UT08A	UT08B
Certificates	CE, UKCA, UL		
Operating voltage	110~125V AC	✓	✓
Operating power	0.3W	✓	✓
Working frequency	50~60Hz	✓	✓
GFCI	6~9mA		✓
Indications	Open ground	✓	✓
	Open neutral	✓	✓
	Open hot	✓	✓
	Hot/GND reverse	✓	✓
	Hot/NEU reverse	✓	✓
	Correct	✓	✓



UT08B

Characteristics	
Power	110~125V AC
Product size	55 x 44 x 27mm
Product net weight	About 36g
Standard individual packing	Blister, English manual
Standard quantity per carton	80pcs
Standard carton measurement	480 x 385 x 240mm
Standard carton gross weight	5kg



UT230B-EU power socket can be used to monitor operation status (voltage, current, time, power consumption, and energy cost) of electrical appliances. UT230B-EU is suitable for indoor, in locations such as homes, offices, schools, and other residential and commercial settings.



UT230B-EU

Specifications	Range	Accuracy
<b>Certificates</b>	CE, UKCA	
Voltage	100V~260V	±1%
Current	0A~16A	±1%
Frequency	45Hz~65Hz	
Power	1~3680W	±1%
Power factor	0~1	±2%
Energy consumption	0~9999kWh	±1%
Overload indication	>16A	

### Features

Unit price of electricity: 0~99.99 (\$/kWh)

Accumulative time: 0 minute~9999 days

Accumulative charge: 0~9999\$

CO<sub>2</sub> display: 0~9999kg

Power consumption: <0.4W

### Characteristics

Standard accessories	Battery, English manual
Power	3V button battery
Display	48 x 30.5mm
Product size	130 x 65 x 37mm
Product net weight	155g
Standard individual packing	Blister
Standard quantity per carton	48pcs
Standard carton measurement	475 x 460 x 395mm
Standard carton gross weight	13.2kg

# Voltage Detectors

Non-contact voltage detectors can quickly detect live AC voltage. These handy devices are great for electricians to safely and quickly check the status of electrical wires.

The UT12 series includes single/dual mode (UT12S/UT12D) and two PRO models (UT12E/UT12M) designed with vibration and magnetic detection modes. These PRO models are IP67 rated, suitable for working in industrial environments.



UT12 series non-contact AC voltage detectors are widely used in the maintenance of low voltage equipments such as conductors, cables, sockets, and other electrical/electronics instruments. It is a very handy tool for electricians.

## Applications

**Low voltage mode:** Low-voltage motor (<90V), audio systems, arc welding machines, underground mining lighting, cables with thick insulation layer and other weak electromagnetic AC signals. **High voltage mode:** Urban electric supply and three-phase systems (90~1000V). For example, power distribution units, electrical panels, electrical appliances.

- Auto power off
- LED indication
- Buzzer
- High/Low voltage mode (UT12D/E/M)
- AC voltage detection
- Magnetic solenoid detection (UT12M)
- IP67 (UT12E/M)
- Vibration mode (UT12E)



UT12S/D

UT12E/M



• Built-in flashlight



Specifications	UT12S	UT12D	UT12E	UT12M
<b>Certificates</b>	CE, UKCA, cETLus			
AC voltage (Low)		24V~1000V	24V~1000V	24V~1000V
AC voltage (High)	90V~1000V	90V~1000V	90V~1000V	90V~1000V
Frequency range	50/60Hz	50/60Hz	50/60Hz	50/60Hz
Vibration mode			√	
Magnetic solenoid detection				√
Double injection molding			√	√
Drop test	1m	1m	2m	2m
Category ratings	CAT IV 1000V; IP67 (UT12E/UT12M)			

Characteristics	
Standard accessories	Battery, English manual
Power	1.5V battery (R03) x 2
Product size	UT12D/UT12S: 150 x 18 x 23mm; UT12E/UT12M: 160.5 x 21.5 x 25mm
Product net weight	UT12D/UT12S: 50g; UT12E/UT12M: 72g
Standard individual packing	Gift box, blister
Standard quantity per carton	40pcs
Standard carton measurement	UT12D/UT12S: 350 x 245 x 210mm; UT12E/UT12M: 415 x 245 x 235mm
Standard carton gross weight	UT12D/UT12S: About 3.6kg; UT12E/UT12M: About 3.8kg

\*Buzzer and sensing LED frequencies increase when detector gets closer to the test object

UT18 series are designed for testing AC/DC voltage, 3-phase voltage, phase sequence, continuity, and more. This series is categorized as CAT IV 600V and meets IP65 standard. These voltage testers are perfect tools for electricians to quickly measure voltage levels in all environments. This series should NOT be used with 110V electrical systems.



UT18C

UT18D

Specifications	Range	UT18C	UT18D
<b>Certificates</b>	CE, UKCA, cETLus		
Voltage (V)	6V		5V±1V
	12V	8V±1V	8V±1V
	24V	18V±2V	18V±2V
	50V	38V±4V	38V±4V
	120V	94V±8V	94V±8V
	230V	180V±14V	180V±14V
	400V	325V±15V	325V±15V
	690V	562V±24V	562V±24V
Phase rotation test	57Vac~400Vac (3 phase)	√	√
	Frequency: 50Hz~400Hz	√	√
Continuity test	Resistance: 0Ω~100kΩ (+50% accuracy)	√	√
	Buzzer and LED light indication	√	√
No power test	Operating voltage: 100~690V	√	
Voltage indication		LED	LCD
LCD backlight			√
LCD display (voltage)	6V~690V	±(1.5%+5)	±(1.5%+5)
LCD display (Frequency)	40Hz~400Hz	±(3%+5)	±(3%+5)
Category ratings	CAT III 690V; CAT IV 600V; IP65		

### Features

RCD test (Operating voltage: 230V/50Hz~400Hz)	Auto standby (Standby current<10μA)
Polarity detection: Positive & Negative	Silent mode: All range
Self-inspection: All LED or LCD	Work light
Exceed voltage (Voltage range: 713V~788V)	Low battery indication: Around 2.5V

### Characteristics

Standard accessories	Batteries, English manual
Power	1.5V battery (R03) x 2
Display	UT18C: 31 x 20mm; UT18D: 73.5 x 35.5mm
Product size	272 x 85 x 31mm
Product net weight	280g
Standard individual packing	Blister
Standard quantity per carton	20pcs
Standard carton measurement	415 x 380 x 365mm
Standard carton gross weight	15.9kg

The UT22B-EU voltage tester is a simple to use tool for electricians and DIYers to measure AC/DC voltage. This voltage tester is IP54 rated, and designed to withstand a 2-meter drop. The great thing about this product is that it does not require any battery, its power is supplied by the voltage being tested! UT22B-EU can automatically distinguish between AC and DC voltage, indicated by the number of LED lights.



UT22B-EU



Specifications	Range
Certificates	CE, UKCA
<b>Voltage indications (AC/DC)</b>	
12V	6V~12V
24V	17V~24V
50V	35V~50V
120V	84V~120V
230V	161V~230V
400V	280V~400V
Frequency (AC)	50/60Hz
Voltage indication	LED
Category ratings	CAT III 400V, IP54

Features	
Automatically detect AC/DC voltage	Auto detection of AC/DC
Automatically indicate DC polarity (+/-)	Input protection
Hazardous voltage indicator when voltage >50V	

Characteristics	
Standard accessories	English manual
Power	None, powered by external source
Product size	265 x 42 x 27mm
Product net weight	136g
Standard individual packing	Gift box
Standard quantity per carton	40pcs
Standard carton measurement	525 x 300 x 310mm
Standard carton gross weight	8kg

# Digital Multimeters

Digital multimeter is a must-have tool for professional electrical engineers, electrical technicians and electronics engineers. Multimeters are tools used to detect and troubleshoot electrical and electronic devices. UNI-T's wide range of multimeter selection guarantees that you can find the most suitable multimeter that satisfies your needs.






UT60S

Specification	Range	Accuracy
<b>Certificates</b>	<b>CE, UKCA, cETLus</b>	
DC voltage (V)	9.999mV/99.99mV/999.9mV/9.999V/99.99V/999.9V	±(0.5%+3)
AC voltage (V)	9.999mV/99.99mV/999.9mV/9.999V/99.99V/999.9V	±(0.8%+3)
DC current (A)	999.9μA/999.9mA/9.999A	±(0.8%+3)
AC current (A)	999.9μA/999.9mA/9.999A	±(1.0%+3)
Resistance (Ω)	99.99Ω/999.9Ω/9.999kΩ/99.99kΩ/999.9kΩ/9.999MΩ/99.99MΩ	±(0.8%+2)
Capacitance (F)	9.999nF/99.99nF/999.9nF/9.999μF/99.99μF/999.9μF/9.999mF/99.9mF	±(4%+5)
Frequency	9.999Hz~9.999MHz	±(0.1%+5)
Duty cycle	0.1~99.9%	±(3%+5)
Temperature	-40°C~1000°C/-40°F~1832°F	±4°C/±5°F

Features	
Display count	9999
Auto range	√
NCV	√
Diode/REL	√
Continuity test	√
Acousto-optic indication(NCV/continuity/battery power)	√
Low battery indication	≤3.6V
Data hold	√
Auto power off	15Min
Operation temperature	0°C~40°C
Safety	CATII 1000V/CATIII 600V

General Characteristics	
Battery	1.5VAAA x3
Product color	Red and Gray
Product net weight	290g
Product size	169 x 81 x 46mm
Standard individual packing	Gift Box, Manual, Thermocouple
Standard quantity per carton	20pcs
Standard carton size	420 x 320 x 300mm



Specification	Range	UT60EU	UT60BT
<b>Certificates</b>	<b>CE, UKCA, cETLus</b>		
DC voltage (V)	1000V	±(0.5%+3)	
AC voltage (V)	1000V	±(0.8%+3)	
DC current (A)	10A	±(0.8%+3)	
AC current (A)	10A	±(1.0%+3)	
Resistance (Ω)	100MΩ	±(0.8%+2)	
Capacitor (F)	10mF	±(4.0%+5)	
Frequency (Hz)	99.99Hz~9.999MHz	±(0.1%+5)	
Duty cycle (%)	0.1~99.9%	±(3%+5)	
Temperature (°C/°F)	-40°C~1000°C/-40°F~1832°F	±4°C/±5°F	
<b>Features</b>			
Bluetooth	UT60BT only		
Display count	9999		
Auto range	√		
REL	√		
NCV	√		
Diode	√		
Continuity test	√		
Acousto-optic indication (NCV/continuity/battery power)	√		
Low battery indication	≤3.6V		
Data hold	√		
Auto power off	15Min		
Operating temperature	0°C~40°C		
Safety	CATIII 1000V/CATIII 600V		

<b>Characteristics</b>	
Battery	1.5V AAA x 3
Product color	Red and gray
Product net weight	290g
Product size	169 x 81 x 46mm
Standard individual packing	Gift box, manual, thermocouple
Standard quantity per carton	20pcs
Standard carton size	420 x 320 x 300mm



UT60BT

UT60EU digital multimeter has a built-in Bluetooth module which can be used with iDMM2.0 app.



- Smart phone APP: iDMM2.0
- Works with UT-D07B Bluetooth adaptor
- Download from App Store or Google Play




UT60EU

UT15B PRO/UT17B PRO are highly reliable, safe and durable true RMS multimeters with CAT III 1000V/CAT IV 600V ratings. Equipped with built-in VFC, it can filter interference, resulting in a more accurate voltage reading. These meters come with gold plated test leads for quick and accurate measurement. UT15B PRO/UT17B PRO also provide full range 1000V protection, as well as 8kV transient voltage protection, which can withstand sudden high voltage shocks.



UT17B PRO



Gold plated test leads



Specifications	Range	UT15B PRO	UT17B PRO
<b>Certificates</b>	CE, UKCA, cETLus		
DC voltage (V)	1000V	±(0.5%+3)	±(0.5%+3)
AC voltage (V)	1000V	±(1%+3)	±(1%+3)
AC current (A)	10A	±(1%+3)	±(1%+3)
DC current (A)	10A	±(0.8%+3)	±(0.8%+3)
Resistance (Ω)	60MΩ	±(0.5%+2)	±(0.5%+2)
Capacitance (F)	6000μF	±(2%+5)	±(2%+5)
Frequency (Hz)	10Hz~100kHz		±(0.1%+3)
Duty cycle	1%~99%		±(1%+4)
Temperature (°C/°F)	-55°C~500°C/-67°F~932°F		±(2%+1)
Display count	6000		
AC frequency response	40~500Hz		
Category ratings	CAT III 1000V, CAT IV 600V		

Features	
VFC	Diode test
Auto range	Max/Min
Relative mode	Data hold
Flashlight	Low battery indication
True RMS	Auto backlight
Continuity test	Auto power off

Characteristics	
Standard accessories	English manual, test lead, temperature probe (UT17B PRO)
Power	1.5V battery (LR6) x 2
Display	66 x 51mm
Product size	195 x 95 x 58mm
Product net weight	UT15B PRO: 484g; UT17B PRO: 484g
Standard individual packing	Gift box, cloth bag
Standard quantity per carton	10pcs
Standard carton measurement	505 x 355 x 205mm
Standard carton gross weight	UT15B PRO: 8.8kg; UT17B PRO: 9.1kg

The new generation UT33+/UT131 series redefines the performance standard for entry-level digital multimeters. Our innovative industrial design ensures that these products can withstand 2 meters drop. The new LCD display layout provides a better user experience. This series ensures that users can work safely in CAT II 600V environment (CAT II 250V for UT131). This series' special features are: 2mF capacitance test (UT33A+/UT131A); battery test (UT33B+/UT131B); temperature measurement function (UT33C+/UT131C); non-contact voltage (NCV) test (UT33D+/UT131D).

UT131 series are CE certified 250V AC/DC models.



UT33A+

Specifications	Range	UT33A+/131A	UT33B+/131B	UT33C+/131C	UT33D+/131D
<b>Certificates (UT131 series only)</b>	<b>CE, UKCA, cETLus</b>				
DC voltage (V)	200mV/2V/20V/200V/600V (250V: UT131 series only)	±(0.5%+2)	±(0.5%+2)	±(0.5%+2)	±(0.5%+2)
AC voltage (V)	200mV/2V/20V/200V/600V (250V: UT131 series only)	±(0.7%+3)	±(1.2%+3)	±(1.2%+3)	±(1.2%+3)
DC current (A)	10A	±(1%+2)			
	200μA/200mA/10A 2000μA/20mA/200mA/10A		±(1%+2)		
AC current (A)	10A	±(1.2%+3)		±(1%+2)	±(1%+2)
Resistance (Ω)	200MΩ	±(0.8%+2)			
	200Ω/2kΩ/20kΩ/200kΩ/20MΩ/200MΩ 200Ω/2kΩ/20kΩ/200kΩ/20MΩ		±(0.8%+2)	±(0.8%+2)	±(0.8%+2)
Capacitance (F)	2mF	±(4%+8)			
Temperature	-40°C~1000°C			±(1%+4)	
	-40°F~1832°F			±(1.5%+5)	
Display count		2000	2000	2000	2000
Range selection		Auto	Manual	Manual	Manual
Battery test			1.5V/9V/12V		
NCV					√
Category ratings	UT131 series: CAT II 250V; UT33+ series: CAT II 600V				

### Features

2m drop proof/ test probe holder	Diode test/continuity buzzer
Auto power off/auto backlight off	Clear LCD display
Comfortable protective cover, with test lead storage groove	Loud buzzer sound/Ergonomic design
Unique battery test feature: displays 'good', 'low', and 'bad' statuses when testing 1.5V/9V/12V batteries (UT33B+/UT131B)	

### Characteristics

Standard accessories	Batteries, test leads, k-type thermocouple (UT33C+/131C), English manual
Power	1.5V battery (R03) x 2
Display	66 x 51mm
Product size	134 x 77 x 47mm
Product net weight	206g (batteries included)
Standard individual packing	Gift box
Standard quantity per carton	60pcs
Standard carton measurement	640 x 310 x 350mm
Standard carton gross weight	UT33A+/131A: 18.6kg; UT33B+/131B: 19.4kg; UT33C+/131C: 20.2kg; UT33D+/131D: 19.8kg



UT39E+

UT39+ series digital multimeters are portable devices designed for the electrical industry. They feature overvoltage and overcurrent alarm and high voltage protection, triggered during faulty operation. UT39C+/E+ are suitable for HVACR maintenance with its temperature measurement function. UT39E+ is a 20000 count high accuracy meter, suitable for electronics design work.

### Features

Transistor hFE	2m drop test
Diode	Data hold
Continuity test/Relative mode	Backlight/Auto power off
Frequency response: 40Hz~400Hz	Conductance 100nS (UT39E+)



Specifications	Range	UT39A+	UT39C+	UT39E+
DC voltage (V)	400mV/4V/40V/400V/1000V 200mV/2V/20V/200V/1000V	±(0.5%+5)	±(0.5%+5)	±(0.05%+3)
AC voltage (V)	4V/40V/400V/750V 200mV/2V/20V/200V/1000V	±(0.8%+3)	±(0.8%+3)	±(0.5%+10)
DC current (A)	40μA/400μA/4mA/40mA/400mA/10A 400μA/400mA/10A 2000uA/20mA/200mA/2A/20A	±(0.8%+3)	±(0.8%+3)	±(0.5%+5)
AC current (A)	40mA/400mA/10A 4mA/400mA/10A 2000uA/20mA/200mA/2A/20A	±(1%+2)	±(1%+2)	±(0.8%+10)
Resistance (Ω)	400Ω/4000Ω/40kΩ/400kΩ/4MΩ/200MΩ 400Ω/4000Ω/40kΩ/400kΩ/4MΩ/40MΩ 200Ω/2kΩ/20kΩ/2MΩ/20MΩ/200MΩ	±(0.8%+2)	±(0.8%+2)	±(0.3%+2)
Capacitance (F)	10mF 2000μF	±(4%+5)	±(4%+5)	±(4%+20)
Frequency (Hz)	10Hz~1MHz 10Hz~2MHz		±(0.1%+4)	±(0.1%+3)
Temperature	-40°C~1000°C -40°F~1832°F		±(1%+4) ±(1.5%+5)	±(1%+5) ±(1.5%+5)
Conductance (nS)	0.1~100nS			±(1%+3)
Display count		4000	4000	20000
NCV			√	√
Category ratings	CAT II 1000V, CAT III 600V			

### Characteristics

Standard accessories	Test leads, temperature probe (UT39C+/E+), English manual
Power	1.5V battery (R03) x 2
Display	56.5 x 36mm
Product size	175 x 83 x 53mm
Product net weight	330g
Standard individual packing	Gift box
Standard quantity per carton	30pcs
Standard carton measurement	390 x 355 x 340mm
Standard carton gross weight	14.5kg


UT61+/UT161 series are true RMS digital multimeters with display counts 6000 (UT61B+/UT61D+/UT161B/D) and 22,000 (UT61E+/UT161E). These meters can measure up to 1000V AC/DC. Equipped with audible and visible alarm, this series can warn users when measuring high voltage/current. This series' wide range of functions are suitable for a variety of applications. UT161 series is CE/ETL/UKCA certified.



UT61E+

### Features

True RMS	Continuity test
Data hold	NCV (audible/visual alarm)
Backlight	LoZ ACV (UT61D+/UT161D)
Max/Min/Relative mode	LPF ACV/ACV+DCV
USB communication	Transistor hFE (UT61E+/161E)
Diode	Peak Hold (UT61D+/61E+/161D/161E)



Gold plated test leads



UPGRADE

- Smart phone APP: iDMM2.0
- Works with UT-D07B Bluetooth adaptor
- Download from App Store or Google Play

Specifications	Range	UT61B+/UT161B	UT61D+/UT161D	UT61E+/UT161E
<b>Certificates (UT161 series only)</b>	<b>CE, UKCA, cETLus</b>			
AC voltage (V)	1000V	±(1%+3)	±(1%+3)	±(0.8%+10)
DC voltage (V)	1000V	±(0.5%+3)	±(0.5%+3)	±(0.05%+5)
AC current (A)	10A 20A	±(1.2%+5)	±(1.2%+5)	±(0.8%+10)
DC current (A)	10A 20A	±(1%+2)	±(1%+2)	±(0.5%+10)
Resistance (Ω)	60MΩ 220MΩ	±(1%+2)	±(1%+2)	±(0.5%+10)
Capacitance (F)	60mF 220mF	±(3%+5)	±(3%+5)	±(3%+5)
Frequency (Hz)	10MHz 220MHz	±(0.1%+4)	±(0.1%+4)	±(0.01%+5)
Duty cycle (%)	0.1%~99.9%	±(2%+5)	±(2%+5)	±(2%+5)
Temperature (°C/°F)	-40°C~1000°C -40°F~1832°F		±(1%+3) ±(1%+6)	
Display count		6000	6000	22000
Bandwidth (Hz)		40Hz~500Hz	40Hz~1kHz	40~10kHz
LPF ACV				√
LoZ ACV			√	
ACV+DCV				√
Transistor hFE				√
Peak hold			√	√
Analog bar		31	31	46
Category ratings	CAT III 1000V, CAT IV 600V			

### Characteristics

Standard accessories	Battery, gold plated test leads, USB cable, temperature probe (D+/D), multi-purpose socket (E+/E), English manual
Optional accessories	Bluetooth/APP
Power	1.5V battery (R03) x 4
Product size	190 x 90 x 50mm
Product net weight	350g
Standard individual packing	Gift box, cloth bag
Standard quantity per carton	20pcs
Standard carton measurement	UT61+ series: 480 x 370 x 365mm; UT161 series: 480 x 370 x 325mm
Standard carton gross weight	UT61+ series: 15.2kg; UT161 series: 17.8kg

UT71 series can quickly solve complex problems on electronics, factory automation, distribution and electronic engineering equipment. UT71 series can set upper and lower limits, a very useful feature for improving electronics mass production inspection and screening efficiency.



UT71E

Features	
Adjustable data recording interval (UT71B/C/D/E)	Temperature measurement, k-type (UT71B/C/D/E)
True RMS, duty cycle, continuity buzzer	MAX/MIN/REL modes; peak/data hold; analog bar graph
4-20mA loop test (UT71B/C/D/E)	45Hz~100kHz frequency response
LCD backlight; misplug alarm	Auto power off, low battery indication
Data logging	Auto and manual ranges selectable
USB interface, Bluetooth	2500W power measurement (UT71E)



- Smart phone APP: iDMM
- Works with UT-D07A Bluetooth adaptor
- Download from Apple Store or Google Play Store

Specifications	Range	UT71A	UT71B	UT71C	UT71D	UT71E
<b>Certificates</b>	<b>CE, UKCA</b>					
DC voltage (V)	1000V	±(0.1%+8)	±(0.05%+5)	±(0.025%+5)	±(0.025%+5)	±(0.025%+5)
AC voltage (V)	1000V	±(0.8%+40)	±(0.6%+40)	±(0.4%+30)	±(0.4%+30)	±(0.4%+30)
DC current (A)	10A	±(0.2%+20)	±(0.15%+20)	±(0.1%+15)	±(0.1%+15)	±(0.1%+15)
AC current (A)	10A	±(1%+15)	±(0.8%+15)	±(0.7%+15)	±(0.7%+15)	±(0.7%+15)
Resistance (Ω)	20MΩ	±(0.5%+20)	±(0.4%+20)			
	40MΩ			±(0.3%+8)	±(0.3%+8)	±(0.3%+8)
Capacitance (F)	20mF	±(1.5%+20)	±(1.2%+20)			
	40mF			±(1%+20)	±(1%+20)	±(1%+20)
Frequency (Hz)	20Hz~200MHz	±(0.1%+15)	±(0.1%+15)			
	40Hz~400MHz			±(0.01%+8)	±(0.01%+8)	±(0.01%+8)
Temperature	-40°C~1000°C		±(1%+30)	±(1%+30)	±(1%+30)	±(1%+30)
	-40°F~1832°F		±(1.5%+50)	±(1.5%+50)	±(1.5%+50)	±(1.5%+50)
Display count		20000	20000	40000	40000	40000
Category ratings	CAT III 1000V, CAT IV 600V					

Characteristics	
Standard accessories	Battery, test leads, alligator clip, test clips, USB interface cable, power adaptor (UT71E) point contact temperature probe (UT71B/UT71C/UT71D/UT71E), English manual
Power	9V battery (6F22)
Display	73 x 50mm
Product size	200 x 93 x 40mm
Product net weight	384g
Standard individual packing	Gift box, carrying bag
Standard quantity per carton	10pcs
Standard carton measurement	UT71A/UT71B/UT71C/UT71D: 515 x 380 x 205mm; UT71E: 540 x 360 x 275mm
Standard carton gross weight	UT71A/UT71B/UT71C/UT71D: 9.8kg; UT71E: 12.5kg

UT81 series handheld digital oscilloscope multimeters combine oscilloscope and digital multimeter in one. Oscilloscope measurement mode includes signal input, data processing, auto measure, waveform storage, and transfer. Multimeter mode features AC/DC voltage and current, resistance, diode, continuity, frequency, duty ratio, and capacitance.



UT81C

Specifications	Range	UT81B	UT81C
<b>Certificates</b>	CE, UKCA		
<b>DMM Specifications</b>			
DC voltage (V)	1000V	±(0.8%+8)	±(0.8%+8)
AC voltage (V)	750V	±(1%+15)	±(1%+15)
DC current (A)	10A	±(1%+8)	±(1%+8)
AC current (A)	10A	±(1.5%+8)	±(1.5%+8)
Resistance (Ω)	40MΩ	±(1%+5)	±(1%+5)
Capacitance (F)	100μF	±(3%+8)	±(3%+8)
Frequency (Hz)	10Hz~10MHz	±(0.1%+3)	±(0.1%+3)
<b>Scope Specifications</b>			
Bandwidth		8MHz	16MHz
Sampling rate		40MS/s	80MS/s
Vertical accuracy		±(5%+1)	±(5%+1)
Vertical sensitivity		20mV/div~500V/div (1-2-5)	20mV/div~500V/div (1-2-5)
Display count		4000	4000
Time-base accuracy		±(0.01%+1)	±(0.01%+1)
Time-base range		UT81B: 100ns/div -5s/div (1-2-5); UT81C: 50ns/div - 5s/div(1-2-5)	
Category ratings		CAT III 600V	

Features	
Low battery indication	Display: 160 x 160 monochrome
USB interface	Trigger types: Auto run/Normal/Single shot
Duty cycle:0.1~99.9%	Memory: 10 screens and setups
Diode/LCD backlight	Contrast and brightness setup
Auto range/auto power off	Continuity buzzer

Characteristics	
Standard accessories	Batteries, test lead, alligator clip, USB interface cable
Optional accessories	Scope probe, AC power adaptor
Power	1.5V battery (R6) x 4
Display	60 x 60mm
Product size	200 x 100 x 48mm
Product net weight	498g
Standard individual packing	Gift box, English manual
Standard quantity per carton	5pcs
Standard carton measurement	485 x 450 x 260mm
Standard carton gross weight	UT81B: 9.55kg; UT81C: 6.83kg

Capacitor Measurement	
	Fully charged
	Charging in progress

LED Test (UT89XD only)	
	Normal LED, forward voltage within 11.1V DC
	LED not working



UT89XE

Features	
Sampling rate: 3 times/s	Display count: 6000/20000
True RMS	AC frequency range: 45~1000Hz
Audible/visual alarm	Diode/continuity test
Capacitor charging indicator	Auto power off/auto backlight
Ergonomic design	Conductance 200nS (89XE)
Double injection molding	Data hold
Auto backlight	Function selection: SELECT

Specifications	Range	UT89X	UT89XD	UT89XE
DC voltage (V)	600mV/6V/60V/600V/1000V 200mV/2V/20V/200V/1000V	±(0.5%+2)	±(0.5%+2)	±(0.05%+5)
AC voltage (V)	6V/60V/600V/1000V 200mV/2V/20V/200V/1000V	±(0.8%+5)	±(0.8%+5)	±(0.8%+25)
DC current (A)	60μA/60mA/600mA/20A 60μA/6mA/60mA/600mA/20A 2000μA/200mA/20A	±(0.8%+8)	±(0.8%+8)	±(0.5%+4)
AC current (A)	60mA/600mA/20A 2000μA/200mA/20A	±(1%+12)	±(1%+12)	±(1.5%+15)
Resistance (Ω)	600Ω/6kΩ/60kΩ/600kΩ/6MΩ/60MΩ 200Ω/2kΩ/20kΩ/200kΩ/2MΩ/20MΩ/200MΩ	±(0.8%+3)	±(0.8%+3)	±(0.4%+5)
Capacitance (F)	100mF 200mF	±(2.5%+20)	±(2.5%+20)	±(4%+50)
Conductance (ns)	200nS			±(1.2%+50)
Frequency (Hz)	9.999Hz/9.999MHz 60MHz	±(0.1%+4)	±(0.1%+4)	±(0.1%+3)
Duty cycle	0.1%~99.9%	±(2%+5)	±(2%+5)	
Temperature (°C)	-40°C~1000°C	±(2%+4)		±(1%+10)
Temperature (°F)	-40°F~1832°F	±(2%+8)		±(1.5%+10)
Live wire test		√		
LED test			12V	
Audible/visual alarm	V/A/Cap/Diode	Live/hFE/NCV	LED/hFE/NCV	√
Transistor hFE		√	√	
Dual range NCV test		√	√	
Flashlight		√	√	
MAX/MIN				√
Peak Hold				√
LPF measurement				√
Category ratings	CAT II 1000V, CAT III 600V			

Characteristics	
Standard accessories	Batteries, test lead, k-type temperature probe (UT89X/UT89XE), English manual
Power	1.5V battery (R03) x 4
Display	61 x 36mm
Product size	189 x 89 x 53mm
Product net weight	345g
Standard individual packing	Gift box
Standard quantity per carton	20pcs
Standard carton measurement	450 x 355 x 340mm
Standard carton gross weight	12.2kg



UT105


UT105 is specially designed for automobiles diagnostic. It combines RPM, DWELL, and other multimeter functions. UT105 is useful for automobile mechanics to diagnose gas powered vehicles and hybrid electric vehicles. Its applications include working on fuse, switch, solenoid, relay, charging system, fuel system, engine sensing etc.

Specifications	Range	Accuracy
DC voltage (V)	200mV/2V/20V/200V/1000V	±(0.5%+5)
AC voltage (V)	2V/20V/200V/750V	±(0.8%+5)
DC current (A)	200mA/10A	±(0.8%+5)
Resistance (Ω)	200Ω/2kΩ/20kΩ/200kΩ/2MΩ/20MΩ	±(0.8%+5)
Dwell/Tach	4CYL/6CYL/8CYL	±(3%+5)
Display count	2000	
Input impedance for DCV	Around 10MΩ	
Category ratings	CAT II 1000V, CAT III 600V	

Features	
Diode/data hold	Low battery indication
Continuity buzzer	Input protection

Characteristics	
Standard accessories	Battery, test leads, holster, English manual
Power	9V battery (6F22)
Display	60 x 54mm
Product size	179 x 88 x 39mm
Product net weight	351g (including holster)
Standard individual packing	Gift box
Standard quantity per carton	20pcs
Standard carton measurement	450 x 330 x 340mm
Standard carton gross weight	15.4kg





The pen can be rotated by 180° for easy reading and operation



Probe attachment




LED measurement

Specifications	UT116A	UT116C
<b>Certificates</b>	CE, UKCA	
Display count	3000	6000
Resistance	30MΩ	60MΩ
Capacitance	30mF	100mF
Diode test	3V	3.2V
LED/stabilivolt	About 21V/1mA	About 21V/1mA
Continuity Test	<30Ω	<50Ω
DCV	36V	
Battery test		Load current≈10mA
Auto scan identification	√	

Features	
36V DC voltage measurement	Zener diode polarity test
Auto range	Auto power off

Characteristics	
Standard accessories	Battery, English manual
Power	1.5V battery (R03) x 2
Display	39 x 20mm
Product size	204 x 33 x 25mm
Product net weight	About 80g
Standard individual packing	Gift box
Standard quantity per carton	60pcs
Standard carton measurement	440 x 420 x 210mm
Standard carton gross weight	About 7.1kg

UT118B pen type multimeter is light and durable. This meter has a fast sampling rate of 4 times/s, which can quickly capture measurement readings. It is a cost-effective product customized for home appliance repair and DIYers.



UT118B

Specifications	Range (SCAN Mode)	Range (AUTO Mode)	Accuracy
<b>Certificates</b>	CE, UKCA		
DC voltage (V)	600V	600V	±(1%+3)
AC Voltage (V)	600V	600V	±(1%+4)
Resistance (Ω)	3MΩ	30MΩ	±(1%+3)
Capacitance (F)	300μF	3mF	±(3%+5)
Display count	3000		
Auto power off	Around 10 minutes		
Input impedance for DCV	≥10MΩ		
Category ratings	CAT III 300V		

Features	
Auto range	Data hold/diode
EF function	MAX/MIN
Continuity buzzer	LCD backlight
Low battery indication	Penlight

Characteristics	
Standard accessories	Battery, test lead, English manual
Power	3V battery (CR2032)
Display	28 x 14mm
Product size	20 x 27 x 182mm
Product net weight	90g
Standard individual packing	Blister
Standard quantity per carton	40pcs
Standard carton measurement	405 x 300 x 300mm
Standard carton gross weight	7.1kg

UT120 series multimeters are designed for DIYers and electronics engineers to troubleshoot electronics systems development and electronics circuits. It is a simple and portable multimeter for every electronics engineer.



UT120C



Specifications	Range	UT120A	UT120B	UT120C
<b>Certificates</b>	<b>CE, UKCA, cETLus (UT120A/UT120B)</b>			
DC voltage (V)	600V	±(0.8%+1)	±(0.8%+1)	±(0.8%+1)
AC voltage (V)	600V	±(1.2%+3)	±(1.2%+3)	±(1.2%+3)
DC current (A)	400mA			±(1%+3)
AC current (A)	400mA			±(1.5%+5)
Resistance (Ω)	40MΩ	±(1%+2)	±(1%+2)	±(1%+2)
Capacitance (F)	100μF		±(4%+3)	±(4%+3)
Frequency (Hz)	100kHz	±(0.5%+3)	±(0.5%+3)	±(0.5%+3)
Display count	4000			
Category ratings	CAT II 600V			





Features	
Auto range	Duty cycle: 0.1%~99.9%
Diode	Auto power off
Continuity buzzer	Low battery indication: ≤2.4V
Data hold	Relative mode

Characteristics	
Standard accessories	Blister, English manual
Power	3V battery (CR2032)
Display	43 x 22mm
Product size	110 x 58.2 x 10.8mm
Product net weight	76g
Standard individual packing	Gift box
Standard quantity per carton	60pcs
Standard carton measurement	430 x 255 x 460mm
Standard carton gross weight	11.5kg



UT123D

UT123D smart digital multimeter is designed to automatically identify AC/DC voltage, resistance, diode, and continuity. With the press of one button, all measurement modes can be manually selected including capacitance. The compact design and EBTN display makes it a great tool for home, DIY, and working in dark environments.

LED FUNCTION DESCRIPTIONS				
Functions				
	LED off	Green LED	Yellow LED	Red LED
*NCV		30V~60V	60V~100V	>220VAC
Battery power	LED ON for 2s when power on	Normal (>2.7V)	Low (2.5V~2.7V)	No power (<2.5V)

\*NCV voltage values above are tested at contact distance (0cm) from the charged bare wire, it is used for reference only. When meter is at some distance away from test object, NCV indication light may change to the weaker voltage color.

Specifications	Range	Accuracy
<b>Certificates</b>	CE, UKCA	
DC voltage (V)	600V	±(0.5%+3)
AC voltage (V)	600V	±(0.8%+3)
DC Current (A)	10A	±(1%+3)
AC Current (A)	10A	±(1.2%+3)
Resistance (Ω)	40MΩ	±(0.8%+2)
Capacitance (F)	4000μF	±(4%+5)
Category ratings	CAT III 600V	

Features		
True RMS		NCV/Live
Low Battery Indication: ≤2.7V		Data Hold
Acousto-optic indication: NCV/battery power		Auto Power Off

Characteristics	
Standard accessories	English manual
Power	1.5V battery (R03) x 2
Display	44 x 26mm
Product size	130 x 65 x 28mm
Product net weight	130g
Standard individual packing	Gift box
Standard quantity per carton	60pcs
Standard carton measurement	480 x 340 x 325mm
Standard carton gross weight	16.1kg

The UT123 is a pocket-sized residential multimeter designed for home use. The compact structure makes it easy to hold in one hand, and the EBTN screen allows users to obtain clear readings at maximum angle, it is also great for working in dark environments.

UT123T is CE certified, suitable for the European market.

### LED FUNCTION DESCRIPTIONS

Functions	LED off	Green LED	Yellow LED	Red LED
*NCV		30V~60V	60V~100V	>220VAC
Continuity $\rightarrow \cdot \cdot \cdot \rightarrow$	>420Ω	Good ( $\leq 30\Omega$ )		Poor ( $30\Omega \sim 420\Omega$ )
Battery power <small>LED ON for 2s when power on</small>		Normal (>2.7V)	Low (2.5V~2.7V)	No power (<2.5V)

\*NCV voltage values above are tested at contact distance (0cm) from the charged bare wire, it is used for reference only. When meter is at some distance away from test object, NCV indication light may change to the weaker voltage color.



UT123

Specifications	Range	Accuracy
<b>Certificates (UT123T only)</b>	<b>CE, UKCA</b>	
DC voltage (V)	600V	$\pm(0.5\%+2)$
AC voltage (V)	600V	$\pm(1\%+3)$
Resistance ( $\Omega$ )	20M $\Omega$	$\pm(0.8\%+2)$
Temperature ( $^{\circ}\text{C}$ )	-40 $^{\circ}\text{C}$ ~300 $^{\circ}\text{C}$	$\pm(1\%+5)$
Temperature ( $^{\circ}\text{F}$ )	-40 $^{\circ}\text{F}$ ~572 $^{\circ}\text{F}$	$\pm(2\%+6)$
Display count	4000	
Category ratings	CAT III 600V	



Temperature measurement

### Features

Auto range	NCV
Continuity	Low battery indication
Data hold	Auto power off
LED/buzzer indication: NCV/continuity/battery power	Over voltage alarm: >600V



Continuity, resistance

### Characteristics

Standard accessories	Batteries, thermocouple, English manual
Power	1.5V battery (R03) x 2
Display	44 x 26mm
Product size	130 x 65 x 28mm
Product net weight	130g
Standard individual packing	Gift box
Standard quantity per carton	60pcs
Standard carton measurement	480 x 340 x 325mm
Standard carton gross weight	14.8kg



EBTN LCD screen, high contrast

UT125C is a pocket size, ergonomic and reliable multimeter with 4000 display counts. It is a useful tool for electronics DIYers working with low currents (<0.4A).

This product is CE/cETLus certified and complies with CAT III 600V.



UT125C

Specifications	Range	Accuracy
<b>Certificates</b>	CE, UKCA, cETLus	
DC voltage (V)	600V	±(0.5%+5)
AC voltage (V)	600V	±(1.2%+5)
DC current (A)	400mA	±(1.8%+5)
AC current (A)	400mA	±(2%+8)
Resistance (Ω)	40MΩ	±(1%+5)
Capacitance (F)	100μF	±(4%+10)
Frequency (Hz)	10Hz~60kHz	±(0.1%+5)
Duty cycle	20%~80%	Reference
Operating temperature	0°C~50°C	
Category ratings	CAT III 600V	

Features	
NCV	Diode test/Continuity test
Low battery indication	Data hold/backlight

Characteristics	
Standard accessories	Batteries, English manual
Power	1.5V battery (R03) x 2
Display	38 x 23mm
Product size	112 x 58 x 35mm
Product net weight	180g
Standard individual packing	Gift box
Standard quantity per carton	60pcs
Standard carton measurement	500 x 290 x 280mm
Standard carton gross weight	13.5kg





UT133B

Specifications	Range	UT133A	UT133B
<b>Certificates</b>	<b>CE, UKCA, cETLus</b>		
DC voltage (V)	600mV/6000mV/60V/600V	±(0.7%+3)	±(0.7%+3)
AC voltage (V)	600V	±(0.7%+3)	±(1.2%+3)
DC current (A)	600μA/60mA/600mA/10A	±(1%+3)	±(1%+2)
AC current (A)	10A	±(1.2%+3)	
Resistance (Ω)	600Ω/6000Ω/60kΩ/600kΩ/60MΩ	±(0.8%+2)	±(0.8%+2)
Capacitance (F)	9.999mF	±(4%+5)	±(4%+5)
Frequency (Hz)	10.00Hz~1.000MHz	±(0.1%+5)	
Temperature (°C)	-40°C~1000°C	±(1%+4)	
Temperature (°F)	-40°F~1832°F	±(1.5%+5)	
Display count		6000	6000
Range selection		Auto	Manual
Battery test	Tests 1.5V and 9V batteries and displays 'good', 'low', 'bad' status		v
Category ratings	CAT III 600V		

Features	
Over voltage/current audible alarm	Continuity buzzer
High voltage warning	NCV
Auto power off (can be disabled)	LCD backlight
Low power consumption	Test probe holder
Battery test with status	Data hold
Diode	Low battery indication
2m drop proof	Overload indication

Characteristics	
Standard accessories	Test leads, K-type thermocouple (UT133A), English manual
Power	1.5V battery (R03) x 2
Display	50 x 23mm
Product size	155 x 76.5 x 49mm
Product net weight	255g (with batteries)
Standard individual packing	Gift box
Standard quantity per carton	30pcs
Standard carton measurement	350 x 335 x 318mm
Standard carton gross weight	11.8kg



UT136C+



Specifications	Range	UT136B+	UT136C+
DC voltage (V)	1000V	±(0.7%+3)	±(0.7%+3)
AC voltage (V)	1000V	±(1%+3)	±(1%+3)
DC current (A)	10A	±(1%+3)	±(1%+3)
AC current (A)	10A	±(1.2%+5)	±(1.2%+5)
Resistance (Ω)	40MΩ	±(0.8%+2)	±(0.8%+2)
Capacitance (F)	40mF	±(3%+5)	±(3%+5)
Frequency (Hz)	400Hz~40MHz	±(0.1%+4)	±(0.1%+4)
Temperature (°C)	-40~1000°C		±(1%+3)
Temperature (°F)	-40~1832°F		±(1.5%+5)
Display count		4000	4000
NCV		√	
Category ratings	CAT II 1000V, CAT III 600V		

### Features

Equipped with 3mm protective sleeve	Measures up to 1000V and 10A AC/DC current
Quick sampling rate, up to 4 times/s	Large LCD display
Transistor measurement	Quick capacitor measurement (measures 1mF in 4 seconds)
Overload alarm	Diode/continuity buzzer
LCD backlight	Data hold/Auto power off
2m drop proof	Low power consumption and auto power saving function

### Characteristics

Standard accessories	Batteries, test leads, temperature probe (UT136C+), English manual
Power	1.5V battery (R6) x 2
Display	56.5 x 36mm
Product size	175 x 83 x 53mm
Product net weight	330g
Standard individual packing	Gift Box
Standard quantity per carton	30pcs
Standard carton measurement	390 x 355 x 355mm
Standard carton gross weight	14.8kg

UT139 series are CAT III 600V digital multimeters designed for electricians. Its NCV feature can effectively check electrical status through measuring EM field intensity. The new UT139S model include special features such as LoZ (ACV) for measuring 'ghost' voltage. It is built-in 31-segment analog bar also gives electricians a better visual representation of measurement results. UT139S is designed with black EBTN display and it is a perfect meter for working in dark environments.

Specifications	Range	UT139A	UT139B	UT139C	UT139S
Certificates	CE, UKCA, cETLus				
DC voltage (V)	600V	±(0.7%+3)	±(0.7%+3)	±(0.7%+3)	±(0.7%+3)
AC voltage (V)	600V	±(1%+3)	±(0.8%+3)	±(0.8%+3)	±(0.8%+3)
DC current (A)	10A	±(1%+3)	±(1%+3)	±(1%+3)	±(1%+3)
AC current (A)	10A	±(1.2%+3)	±(1.2%+3)	±(1.2%+3)	±(1.2%+3)
Resistance (Ω)	20MΩ	±(1%+2)			
	40MΩ		±(0.8%+2)		
	60MΩ			±(0.8%+2)	±(0.8%+2)
Capacitance (F)	99.99mF		±(4%+5)	±(4%+5)	±(4%+5)
Frequency (Hz)	10Hz~10MHz		±(0.1%+4)	±(0.1%+4)	±(0.1%+4)
Temperature (°C)	-40 °C~1000°C			±(1%+3)	±(1%+4)
Temperature (°F)	-40°F~1832°F			±(1.5%+5)	±(1.5%+5)
Display count		2000	4000	6000	6000
Display type		LCD	LCD	LCD	EBTN
Bandwidth (Hz)		45Hz~400Hz	45Hz~1kHz	45Hz~1kHz	45Hz~400Hz
Duty cycle	0.1%~99.9%		√	√	√
Diode		Around 2V	Around 3V	Around 3V	Around 3V
LoZ (ACV)					√
LPF (ACV)					√
Analog bar					√
Category ratings	CAT III 600V				



UT139S

Features	
Auto range/manual range	True RMS
NCV	Continuity buzzer
VFC (UT139A/UT139B/UT139C)	Unique battery test: For testing 1.5V/9V batteries (UT139A)

Characteristics	
Standard accessories	Batteries, test leads, temperature probe (UT139C/S), English manual
Power	1.5V battery (R6) x 2
Display	58 x 36mm
Product size	170 x 80 x 48mm
Product net weight	UT139A/B/C: 354g; UT139S: 345g
Standard individual packing	Gift box
Standard quantity per carton	20pcs
Standard carton measurement	UT139A/B/C: 450 x 330 x 340mm; UT139S: 425 x 275 x 340mm
Standard carton gross weight	UT139A/B: 11.8kg; UT139C: 12.3kg; UT139S: 12.4kg

UT171 series are industrial grade multimeters used by professionals. Its built-in square wave output is useful for troubleshooting industrial control signals. The LoZ (ACV) feature can be used to identify residual (ghost) voltage in large capacitors. UT171C's OLED display has great viewing angle and is perfect for working in low temperatures.



UT171C



UT-D07B



- Smart phone APP: iDMM2.0
- Works with UT-D07B Bluetooth adaptor
- Download from App Store or Google Play

Specifications	Range	UT171A	UT171B	UT171C
<b>Certificates</b>	CE, UKCA, cETLus			
DC voltage (V)	1000V	±(0.025%+5)	±(0.025%+5)	±(0.025%+5)
AC voltage (V)	1000V	±(0.4%+40)	±(0.4%+40)	±(0.4%+40)
DC current (A)	10A	±(0.15%+10)	±(0.15%+10)	±(0.15%+10)
AC current (A)	10A	±(0.75%+20)	±(0.75%+20)	±(0.75%+20)
Resistance (Ω)	40MΩ 60MΩ	±(0.05%+2)	±(0.05%+2)	±(0.05%+2)
Conductance (nS)	60nS		±(1%+10)	±(1%+10)
Capacitance (F)	40mF 60mF	±(2.5%+5)	±(2.5%+5)	±(2.5%+5)
Frequency (Hz)	10Hz~10MHz	±(0.01%+5)	±(0.01%+5)	±(0.01%+5)
Temperature (°C)	-40°C~1000°C		±(1%+3)	±(1%+3)
Temperature (°F)	-40°F~1832°F		±(1.5%+5)	±(1.5%+5)
Display count		40000	60000	60000
4~20mA loop	0~100%		√	√
LoZ (ACV)	Around 3kΩ		√	√
Data storage		1000	9999	9999
Display type		LCD	EBTN	OLED
Category ratings	CAT III 1000V, CAT IV 600V			

Features	
Auto/Manual range	Analog bar graph: 31 segments
True RMS/Relative mode	LCD backlight
Bandwidth (Hz): 100kHz	Mis-plug alarm
Diode: Around 3V	Low battery indication
Continuity buzzer	Auto power off
Duty cycle: 0.1%~99.9%	Input protection
NCV/Data hold	MAX/MIN

Characteristics	
Standard accessories	Batteries, test leads, point contact temperature probe, English manual, USB interface cable, power adaptor (UT171B/C)
Optional accessories	Bluetooth adaptor (UT-D07B)
Power	UT171A: 1.5V battery (R03) x 6; UT171B/C: 7.4V 2000mAh Li-ion battery
Display	UT171A: 70.6 x 49.5mm UT171B/C: 70.6 x 35.3mm
Product size	206 x 95 x 55mm
Product net weight	384g
Standard individual packing	Gift box, carrying bag
Standard quantity per carton	5pcs
Standard carton measurement	390 x 310 x 205mm
Standard carton gross weight	5.6kg

UT181A is a datalogging true RMS multimeter with features such as trend capture, low pass filter, nS conductance, dual temperature, and more. Users can store up to 20000 sets of measurement data and display them on a trend graph for long term monitoring.



UT181A



UT-D07B



- Smart phone APP: iDMM2.0
- Works with UT-D07B Bluetooth adaptor
- Download from App Store or Google Play

Specifications	Range	Accuracy
<b>Certificates</b>	CE, UKCA, cETLus	
DC voltage (V)	1000V	±(0.025%+5)
AC voltage (V)	1000V	±(0.3%+30)
DC current (A)	10A	±(0.08%+10)
AC current (A)	10A	±(0.6%+20)
Resistance (Ω)	60MΩ	±(0.05%+2)
Conductance (nS)	60nS	±(2%+10)
Capacitance (F)	60mF	±(2%+5)
Frequency (Hz)	10Hz~60MHz	±(0.01%+5)
Temperature (°C)	-40°C~1000°C	±(1%+30)
Temperature (°F)	-40°F~1832°F	±(1.5%+50)
Display count	60000	
Category ratings	CAT III 1000V, CAT IV 600V, IP65	

Features	
Auto/Manual range	Bandwidth: 100kHz
AC+DC/Continuity buzzer	Low pass filter: 1kHz
dBV/dBm	Diode: Around 3V
Duty cycle:10%~90%	Dual temperature measurement: T1, T2, T1-T2, T2-T1
Data hold/Peak hold/Relative mode	Data logging: 20000
Trend capture	MAX/MIN/AVG
Data time display/data comparison	Backlight adjustment
Analog bar graph/USB interface	Mis-plug alarm
Battery indication/auto power off	Rechargeable battery

Characteristics	
Standard accessories	Battery, test leads, temperature adaptor socket, point contact temperature probes, power adaptor socket, power adaptor, USB interface cable, English manual
Optional accessories	Bluetooth adaptor (UT-D07B)
Power	Li-ion battery: 7.4V 2200mAh
Display	3.5-inch 64k color TFT LCD (320 x 240)
Product size	225 x 103 x 59mm
Product net weight	638.6g
Standard individual packing	Gift box, carrying bag
Standard quantity per carton	5pcs
Standard carton measurement	355 x 310 x 265mm
Standard carton gross weight	7kg

Specifications	Range	UT191E	UT191T
<b>Certificates</b>	<b>CE, UKCA, GS, cTUVus</b>		
DC voltage (V)	600V	$\pm(0.2\%+5)$	$\pm(0.2\%+5)$
AC voltage (V)	600V	$\pm(1\%+3)$	$\pm(1\%+3)$
LoZ ACV (V)	600V	$\pm(2\%+3)$	$\pm(2\%+3)$
ACV LPF	600V	$\pm(2\%+5)$	$\pm(2\%+5)$
DC current (A)	20A	$\pm(0.8\%+3)$	$\pm(0.8\%+3)$
AC current (A)	20A	$\pm(1\%+3)$	$\pm(1\%+3)$
Resistance ( $\Omega$ )	60M $\Omega$	$\pm(0.8\%+2)$	$\pm(0.8\%+2)$
Capacitance (F)	60mF	$\pm(3\%+5)$	$\pm(3\%+5)$
Frequency (Hz)	10Hz~1MHz	$\pm(0.1\%+4)$	$\pm(0.1\%+4)$
Duty cycle	0.1%~99.9%	$\pm(2\%+5)$	$\pm(2\%+5)$
Temperature ( $^{\circ}\text{C}$ )	-40 $^{\circ}\text{C}$ ~400 $^{\circ}\text{C}$ (0.1 $^{\circ}\text{C}$ resolution)		$\pm(1\%+20)$
Temperature ( $^{\circ}\text{F}$ )	-40 $^{\circ}\text{F}$ ~752 $^{\circ}\text{F}$ (0.2 $^{\circ}\text{F}$ resolution)		$\pm(1\%+40)$
ACV peak hold		$\pm(2\%+100)$	$\pm(2\%+100)$
Peak current detection		$\pm(3\%+100)$	$\pm(3\%+100)$
Display count	6000		
Sampling rate	3 times/second		
Sampling rate	3 times/second		
Analog bar graph	31 sections		
AC voltage frequency response	45Hz~400Hz		
AC current frequency response	45Hz~400Hz		
Category ratings	CAT III 600V, IP65		



UT191T

Features	
Measurement setting saved after power reset	Diode/Continuity test
Auto/Manual range	True RMS/Peak value measurement
Auto backlight/Flashlight	Auto power off
Low battery indication	Data hold/MAX/MIN
Function selection (SELECT)	20A current measurement
IP65, 2m drop proof	LoZ AC measurement
Precise temperature measurement with resolution of 0.1 $^{\circ}\text{C}$ (UT191T)	

Characteristics	
Standard accessories	Test lead, battery, carrying bag, point contact temperature probe (UT191T), English manual
Power	9V battery
Display	58 x 42mm
Product size	180 x 87 x 59mm
Product net weight	428g
Standard individual packing	Gift box
Standard quantity per carton	10pcs
Standard carton measurement	535 x 315 x 335mm
Standard carton gross weight	9.2kg

UT195 series are industrial digital multimeters with IP65 and 2m drop proof. It can be used in mines, oilfields and other harsh environments. UT195 series can be used to find issues related to motor drive, factory equipment maintenance, electrical distribution, and repair. It is exquisitely designed and easy to operate.



UT195DS



### Features

IP65/2m drop proof	Data hold
True RMS	Auto power off
LoZ ACV	MAX/MIN
3-phase motor sequence test (UT195M/DS)	Function selection
LPF ACV (UT195DS)	Flashlight/Auto backlight

Specifications	Range	UT195E	UT195M	UT195DS
<b>Certificates</b>	CE, UKCA, GS, cTUVus			
DC voltage (V)	1000V	±(0.2%+5)	±(0.2%+5)	±(0.2%+5)
AC voltage (V)	1000V	±(1%+3)	±(1%+3)	±(1%+3)
AC+DC	600V			±(1.5%+4)
LoZ ACV	600V	±(2%+3)	±(2%+3)	±(2%+3)
DC current (A)	20A	±(0.8%+3)	±(0.8%+3)	±(0.8%+3)
AC current (A)	20A	±(1%+3)	±(1%+3)	±(1%+3)
Resistance (Ω)	60MΩ	±(0.8%+2)	±(0.8%+2)	±(0.8%+2)
Capacitance	60mF	±(3%+5)	±(3%+5)	±(3%+5)
Frequency	60Hz~10MHz 60Hz~40MHz	±(0.1%+4)		
Duty cycle	0.1%~99.9%	±(2%+5)	±(0.1%+4)	±(0.1%+4)
Temperature (°C)	-40°C~1000°C		±(1.5%+4)	
Temperature (°F)	-40°F~1832°F		±(2%+5)	
Display count		6000	6000	6000
Display interface (LCD)		Single	Single	Dual
Measurement sampling rate		3/s	3/s	5/s
Analog bar sampling rate		10/s		20/s
Analog bar		31		31
AC voltage frequency response		45~400Hz	45~1kHz	45~5kHz
AC current frequency response		45~400Hz	45~1kHz	45~5kHz
3-phase motor sequence test			600V	600V
Low pass filter				1kHz
Diode/Continuity test		3.5V	3V	3V
Peak hold				250μs
Category ratings	CAT III 1000V, CAT IV 600V, IP65			

### Characteristics

Standard accessories	Test probes, battery, carrying bag, point contact temperature probe (UT195M), English manual (German, French, Spanish optional)
Power	9V battery
Display	66 x 51mm
Product size	195 x 95 x 58mm
Product net weight	437g
Standard individual packing	Gift box
Standard quantity per carton	10pcs
Standard carton measurement	605 x 335 x 405mm
Standard carton gross weight	UT195E/UT195M: 11.8kg; UT195DS: 11.18kg

The UT890C/D+ 6000-count true RMS digital multimeters are designed with large LCD display. The maximum measurable capacitance is 100mF, with fast response time of less than 12s. The NCV and continuity measurement have acousto-optic indications. UT890D+ has a LIVE function for distinguishing between live and neutral wires. In addition, it is equipped with the automatic fuse blown detection and high voltage protection.

### Applications:

- Electrical switchboards; HVAC systems;
- Electrical circuit faults detection;
- Installation or maintenance of electronics/ factory equipment;
- Electronics component;
- development, circuit board design;
- Users who need to distinguish between neutral/ live wire frequently.



Live and nature wires identification



UT890D+

Specifications	Range	UT890C	UT890D+
DC voltage	600mV/6V/60V/600V/1000V	±(0.7%+3)	±(0.7%+3)
AC voltage	6V/60V/600V/750V	±(0.8%+3)	±(0.8%+3)
ACV Frequency	10Hz~10kHz	±(0.1%+5)	±(0.1%+5)
DC current	60μA/600μA/6mA/60mA/600mA/20A	±(0.8%+8)	±(0.8%+8)
AC current	60μA/600μA/6mA/60mA/600mA/20A	±(1%+12)	±(1%+12)
Resistance	600Ω/6kΩ/60kΩ/600kΩ/6MΩ/60MΩ	±(0.8%+3)	±(0.8%+3)
Capacitance	100mF	±(3%+10)	±(3%+10)
Frequency	9.999Hz~9.999MHz	±(0.1%+5)	±(0.1%+5)
Temperature	-40°C~1000°C/-40°F~1832°F	±(1%+3)	
Display count		6000	6000
Live			V
Category ratings	CAT II 1000V, CAT III 600V		

Features	
Manual range/True RMS	NCV/hFE/Max/Min
Data hold/REL	Diode test/Continuity test
Audible/visual alarm (NCV/continuity)	High voltage false detection: 1000Vrms
Current (AC/DC) mode memory	Over-current alarm: ≥20A
Low battery indication: ≤2.5V	Auto power off/LCD Backlight
Fuse blowing alarm (mA only): Input overload or misoperation	



Fuse blowing alarm (mA only)

Characteristics	
Standard accessories	Batteries, test lead, k-type temperature probe (UT890C), English manual
Power	1.5V battery (R03) x 2
Display	60 x 35mm
Product size	183 x 88 x 56mm
Product net weight	346g
Standard individual packing	Gift box
Standard quantity per carton	40pcs
Standard carton measurement	645 x 450 x 340mm
Standard carton gross weight	23.3kg

# Digital Clamp Meters

Clamp meters are handheld devices with multimeter functions and able to measure AC/DC current directly without breaking the electrical conductor. Today's clamp meters are multi-functional designed and used in HVAC/R, electrical vehicles, electrical installation, motor inspection, engineering, and many other applications. UNI-T clamp meters are well known for its performance, practicality, and reliability.



UT219 series is 600A true RMS professional clamp meter with CAT IV 600V rating. It is industrially designed with IP54 rating and able to withstand 2 meters drop test for measurement in harsh environments. This series is suitable for professional electricians, HVAC/R and motor technicians.

#### Features

Auto/manual range/ZERO mode
MAX/MIN
True RMS/auto power off
IP54/2m drop proof
Data hold/relative mode
Auto backlight
Low battery indication
3-phase motor sequence test (UT219M/DS)
LoZ input for ghost voltage measurement
Temperature and $\mu$ A measurements (flame sensor) (UT219M/DS)
Inrush current/AC+DC voltage/V+A dual display (UT219DS)



UT219DS

Specifications	Range	UT219E	UT219M	UT219DS
<b>Certificates</b>	<b>CE, UKCA, cETLus, GS</b>			
AC current (A)	600A	$\pm(1.8\%+6)$	$\pm(1.8\%+6)$	$\pm(1.8\%+6)$
DC current (A)	600A 2000 $\mu$ A		$\pm(0.9\%+6)$	$\pm(0.9\%+6)$
AC voltage (V)	1000V	$\pm(1\%+6)$	$\pm(1\%+6)$	$\pm(1\%+6)$
DC voltage (V)	1000V	$\pm(0.6\%+3)$	$\pm(0.6\%+3)$	$\pm(0.6\%+3)$
LoZ ACV	600V	$\pm(2.5\%+6)$	$\pm(2.5\%+6)$	$\pm(2.5\%+6)$
Resistance ( $\Omega$ )	60M $\Omega$	$\pm(1\%+3)$	$\pm(1\%+3)$	$\pm(1\%+3)$
Capacitance (F)	60mF	$\pm(4\%+7)$	$\pm(4\%+7)$	$\pm(4\%+7)$
Frequency (Hz)	10Hz~10MHz 600Hz~40MHz	$\pm(0.1\%+6)$		$\pm(0.1\%+6)$
Duty cycle	0.1%~99.9%	$\pm(2.6\%+7)$		$\pm(2.6\%+7)$
Temperature	-40°C~1000°C -40°F~1832°F		$\pm(2\%+5)$ $\pm(2\%+9)$	$\pm(2\%+5)$ $\pm(2\%+9)$
Display count		6000	6000	6000
Jaw opening		33mm	33mm	33mm
AC current frequency response		40Hz~400Hz	40Hz~400Hz	40Hz~400Hz
AC voltage frequency response		40Hz~400Hz	40Hz~400Hz	40Hz~1kHz
3-phase motor sequence test			600V	600V
Low pass filter				1kHz, 3dB attenuation
V+A dual display				$\sqrt$
Diode test		12V	3V	3V
Measurement sampling rate		3 times/s	3 times/s	5 times/s
Analog bar sampling rate		10 times/s		20 times/s
Analog bar		31 segment		31 segment
Display interface (LCD)		Single	Single	Dual
Category ratings	CAT III 1000V, CAT IV 600V			

#### Characteristics

Standard accessories	Test leads, batteries, carrying bag, point contact temperature probe (UT219M/UT219DS), English manual (German, French, Spanish optional)
Power	1.5V battery (R03) x 3
Display	35 x 31mm
Product size	234.6 x 82 x 47mm
Product net weight	310g
Standard individual packing	Gift box, blister
Standard quantity per carton	10pcs
Standard carton measurement	490 x 295 x 330mm
Standard carton gross weight	UT219E: 8kg; UT219M/UT219DS: 8.2kg



High voltage (600V) frequency measurement



NCV multi-segment display and audio/visual alarm



600V protection across all range



Small range measurement, accuracy guarantee range 1%-100%



UT201+/202+/202A+/  
UT201R/202R/202F  
(AC current only)



UT203+/204+/  
UT203R/204R  
(AC/DC current)



True RMS



LCD backlight



Larger screen and display digits



60mF large capacitance measurement  
(UT202A+/204+/202F/204R)



Neutral/live wire test (UT202A+/204+)



Industrial electricity



Residential electricity



Air conditioning



Automobile

Specifications	Range	UT201+/201R	UT202+/202R	UT202A+/202F	UT203+/203R	UT204+/204R
<b>Certificates (UT200R/F series only)</b>	<b>CE, UKCA, cETLus</b>					
AC current (A)	400A 600A	±(2%+10)	±(2%+10)	±(2%+10)	±(2%+5)	±(2%+5)
AC current frequency response		50Hz~100Hz	50Hz~100Hz	50Hz~100Hz	45Hz~400Hz	45Hz~400Hz
DC current (A)	400A 600A				±(2%+5)	±(2%+5)
AC voltage (V)	600V	±(0.8%+5)	±(0.8%+5)	±(0.8%+5)	±(0.8%+5)	±(0.8%+5)
AC voltage frequency response		45Hz~400Hz	45Hz~400Hz	45Hz~400Hz	45Hz~400Hz	45Hz~400Hz
High voltage frequency	5~600V (on voltage position)	10Hz~10kHz	10Hz~10kHz	10Hz~10kHz	10Hz~60kHz	10Hz~60kHz
DC voltage (V)	600V	±(0.5%+2)	±(0.5%+2)	±(0.5%+2)	±(0.5%+2)	±(0.5%+2)
Resistance (Ω)	40MΩ 60MΩ	±(0.8%+2)	±(0.8%+2)	±(0.8%+2)	±(0.8%+2)	±(0.8%+2)
Capacitance (F)	4mF 40mF 60mF		±(4%+5)		±(4%+5)	±(4%+5)
Temperature (°C)	-40°C~1000°C		±(1.5%+5)			±(1.5%+5)
Frequency (Hz)	<30V (on Hz position)			10Hz~10MHz	10Hz~10MHz	10Hz~10MHz
Display count		4000	4000	6000	4000	6000
Jaw opening		28mm	28mm	28mm	28mm	28mm
Relative mode			√	√	√	√
Zero mode					√	√
Category ratings	CAT II 600V, CAT III 300V					

### Features

Auto range	Data hold
True RMS/NCV	MAX/MIN
Continuity test	Low battery indication
Diode	Auto power off

### Characteristics

Standard accessories	Batteries, test leads, Thermocouple (UT202+/204+/202R/204R), English manual
Power	1.5V battery (R03) x 2
Display	37 x 25mm
Product size	215 x 63 x 36mm
Product net weight	Around 240g
Standard individual packing	Gift box, carrying bag
Standard quantity per carton	40pcs
Standard carton measurement	485 x 295 x 385mm
Standard carton gross weight	UT201+/201R: 16.6kg; UT202+/202R: 17.1kg; UT203+/203R: 16.1kg; UT202A+/UT204+/202F/204R: 16.7kg

UT200 series are 6000-count digital clamp meters with auto range, large LCD, true RMS, auto scale memory, and NCV functions. They conform to CAT III 1000V/CAT IV 600V safety rating and certified by CE/ETL. The UT206B, UT207B, and UT208B come with LoZ mode for eliminating 'ghost' voltage, LPF ACV function for measuring INV and VFD voltage, and inrush current mode for capturing transient current. The UT206B and UT208B also feature high-precision temperature measurement with 0.1 °C resolution, and can be equipped with a flexible current probe to extend the AC current measurement range to 3000A.



UT208B

### Features

- True RMS
- NCV (audible/visual alarm)
- Data hold/backlight/Flashlight
- MAX/MIN/relative mode
- Diode/continuity test
- Inrush current (UT206B/207B/208B)
- LPF ACV (UT206B/207B/208B)
- LoZ ACV (UT206B/207B/208B)
- Optional flex clamp (UT-CS09D) up to 3000A (UT206B/208B)



Specifications	Range	UT205E	UT206B	UT207B	UT208B
<b>Certificates</b>	<b>CE, UKCA, cETLus</b>				
AC current (A)	1000A	±(2%+5)	±(2%+5)	±(2%+5)	±(2%+5)
DC current (A)	1000A			±(2%+5)	±(2%+5)
AC current frequency response		50Hz~60Hz	50Hz~60Hz	40Hz~400Hz	40Hz~400Hz
Inrush current (A)	1000A		±(10%+10)	±(10%+10)	±(10%+10)
AC voltage (V)	1000V	±(1.2%+3)	±(1.2%+3)	±(1.2%+3)	±(1.2%+3)
DC voltage (V)	1000V	±(0.5%+5)	±(0.5%+5)	±(0.5%+5)	±(0.5%+5)
Low pas filter (LPF ACV)	1000V		±(2%+5)	±(2%+5)	±(2%+5)
AC voltage frequency response		40Hz~400Hz	40Hz~400Hz	40Hz~400Hz	40Hz~400Hz
LoZ ACV	1000V		±(2%+5)	±(2%+5)	±(2%+5)
Resistance (Ω)	60MΩ	±(1%+2)	±(1%+2)	±(1%+2)	±(1%+2)
Capacitance (F)	60mF	±(4%+5)	±(4%+5)	±(4%+5)	±(4%+5)
Temperature	-40°C~1000°C -40°F~1832°F		±(1%+2) ±(1%+4)		±(1%+2) ±(1%+4)
Low voltage frequency (Hz)	10Hz~1MHz	±(0.1%+3)	±(0.1%+3)	±(0.1%+3)	±(0.1%+3)
Duty cycle (%)	10%~90%	±(2.6%+7)	±(2.6%+7)	±(2.6%+7)	±(2.6%+7)
Analog bar			31	31	31
Flexible current probe (optional)	Extends up to 3000A		√		√
Zero mode				√	√
Display count		6000	6000	6000	6000
Jaw opening		42mm	42mm	42mm	42mm
Category ratings	CAT III 1000V, CAT IV 600V				

### Characteristics

Standard accessories	Test leads, batteries, point contact temperature probe (UT206B/UT208B), English manual
Power	1.5V battery (R03) x 3
Display	43 x 45mm
Product size	272 x 81 x 43.5mm
Product net weight	UT205E/UT206B: 465g; UT207B/UT208B: 420g
Standard individual packing	Gift box, carrying bag
Standard quantity per carton	UT205E/UT206B/UT207B: 10pcs; UT208B: 5pcs
Standard carton measurement	UT205E/UT206B/UT207B: 355 x 330 x 315mm; UT208B: 355 x 330 x 165mm
Standard carton gross weight	UT205E/UT206B/UT207B: About 7.1kg; UT208B: About 4.5kg

# UT210/UT211 SERIES

Mini Clamp Meters/60A Mini Clamp Meter



UT210 series mini clamp meters are designed to work well in limited spaces. These are essential tools for mechanical and electrical equipment maintenance, home appliance installation and residential electrical maintenance. UT211B 60A mini clamp meter is a high precision tool designed with the resolution of 0.1mA. UT211B is perfect for anyone requiring high precision and accurate results when working with electronics, such as troubleshooting solar power systems current load, electrical cars, etc.



UT211B

Specifications	Range	UT210A	UT210B	UT210C	UT210D	UT210E	UT211B
<b>Certificates</b>	<b>CE, UKCA, cETLus</b>						
AC current (A)	60A (0.1mA resolution) 100A 200A						±(1.5%+10)
DC current (A)	60A 100A 200A	±(2.5%+20)	±(2.5%+20)	±(2%+10)	±(2.5%+8)	±(2.5%+5)	±(2%+3)
AC voltage (V)	600V			±(1%+3)	±(1%+3)	±(1%+3)	±(0.8%+3)
DC voltage (V)	600V			±(0.7%+3)	±(0.7%+3)	±(0.7%+3)	±(0.7%+3)
Resistance (Ω)	20MΩ 60MΩ			±(1%+2)	±(1%+2)	±(1%+2)	±(0.8%+2)
Frequency (Hz)	60kHz				±(0.1%+4)		
Capacitance (F)	20mF 62mF			±(4%+5)	±(4%+5)	±(4%+5)	±(4%+5)
Temperature	-40°C~1000°C -40°F~1832°F			±(1%+3) ±(1.5%+5)	±(1%+3) ±(1.5%+5)		
Display count		2000	2000	2000	2000	2000	6000
Continuity buzzer				√	√	√	√
Jaw opening		16mm	16mm	17mm	17mm	17mm	17mm
Diode test	Around 3.0V			√	√	√	√
Category ratings	CAT II 600V, CAT III 300V						

Features	
VFC (UT210E/UT211B)	NCV (UT210B/C/D/E/UT211B)
MAX/MIN (UT210B/C)	True RMS (UT210B/C/D/E/UT211B)
Auto range	Ergonomic and lightweight
ZERO mode (UT210D/E/UT211B)	2~3 times/s sampling rate
Auto power off	LCD backlight/data hold
Input protection	Relative mode (UT210B)

Characteristics	
Standard accessories	Batteries, test leads (UT210C/D/E/UT211B), point contact temperature probe (UT210C/D), English manual
Power	1.5V battery (R03) x 2
Display	39.3 x 26.5mm
Product size	UT210A/B: 158 x 60 x 33.5mm; UT210C/D/E/UT211B: 175 x 60 x 33.5mm
Product net weight	UT210A/B: 150g (batteries included); UT210C/D/E/UT211B: 170g
Standard individual packing	Gift box, carrying bag (UT210C/D/E/UT211B)
Standard quantity per carton	UT210 series: 40pcs; UT211B: 10pcs
Standard carton measurement	UT210A/B: 345 x 245 x 300mm; UT210C/D/E: 385 x 345 x 305mm; UT211B: 330 x 205 x 170mm
Standard carton gross weight	UT210A: 8kg; UT210B: 7.2kg; UT210C: 14.8kg; UT210D: 8.2kg; UT210E: 13.6kg; UT211B: 4kg

UT213 series are 400A digital clamp meters with CAT III 600V safety standards. These meters are designed for electricians and HVAC/R technicians. The built-in flashlight also makes these meters useful tools when working in dark environments.



UT213C

Specifications	Range	UT213A	UT213B	UT213C
<b>Certificates</b>	<b>CE, UKCA, cETLus</b>			
AC current (A)	400A	±(1.8%+9)	±(1.8%+9)	±(2.5%+5)
DC current (A)	400A			±(2%+3)
AC voltage (V)	600V	±(1.2%+5)	±(1.2%+5)	±(1.2%+5)
DC voltage (V)	600V	±(0.8%+1)	±(0.8%+1)	±(0.8%+3)
Resistance (Ω)	40MΩ	±(1%+2)	±(1%+2)	±(1%+2)
Capacitance (F)	100μF 40mF	±(1%+2)		±(4%+5)
Frequency	10Hz~1MHz	±(0.1%+4)	±(0.1%+4)	±(0.1%+4)
Temperature	-40°C~1000°C -40°F~1832°F		±(1%+3) ±(1%+6)	±(1%+3) ±(1%+6)
Display count		4000	4000	4000
Jaw opening		30mm	30mm	30mm
True RMS			√	√
Diode		Around 1.5V	Around 3.0V	Around 3.0V
MAX/MIN			√	√
Category ratings	CAT III 600V			

### Features

Auto range	Flashlight
Relative mode	Low battery indication: ≤3.6V
NCV/continuity buzzer	Input protection
Data hold/LCD backlight	Auto power off

### Characteristics

Standard accessories	Batteries, test leads, point contact temperature probe (UT213B/UT213C), English manual
Power	1.5V battery (R03) x 3
Display	38 x 24mm
Product size	220 x 75 x 40mm
Product net weight	UT213A/B: 280g; UT213C: 231.7g
Standard individual packing	Gift box, carrying bag
Standard quantity per carton	20pcs
Standard carton measurement	485 x 345 x 205mm
Standard carton gross weight	UT213A: 9.1kg; UT213B: 9.8kg; UT213C: 9.7kg

# UT216 SERIES

## 600A True RMS Digital Clamp Meters



UT216D

UT216 series digital clamp meters are designed for measuring high frequency currents (up to 400Hz), server rooms, IT systems, etc. Its double injection design gives users a more comfortable grip and enhanced durability. UT216's 6000 count display also provides precise readings for users.



Specifications	Range	UT216A	UT216B	UT216C	UT216D
<b>Certificates</b>	CE, UKCA, cETLus				
AC current (A)	600A	±(2.5%+5)	±(2.5%+5)	±(2.5%+5)	±(2.5%+5)
AC current frequency response		50/60Hz	40~400Hz	40~400Hz	40~400Hz
DC current (A)	600A			±(2.5%+5)	±(2.5%+5)
AC voltage (V)	750V	±(1.2%+5)	±(1.2%+5)	±(1.2%+5)	±(1.2%+5)
AC voltage frequency response		40~400Hz	40~400Hz	40~400Hz	45~400Hz
DC voltage (V)	1000V	±(0.8%+3)	±(0.8%+3)	±(0.8%+3)	±(0.8%+3)
Resistance (Ω)	60MΩ	±(1%+2)	±(1%+2)	±(1%+2)	±(1%+2)
Capacitance (F)	60mF	±(4%+5)	±(4%+5)	±(4%+5)	±(4%+20)
Frequency (Hz)	10Hz~1MHz		±(0.1%+4)	±(0.1%+4)	±(0.1%+4)
Temperature (°C)	-40°C~1000°C			±(3%+5)	±(3%+5)
Temperature (°F)	-40°F~1832°F			±(2%+10)	±(2%+10)
Display count		6000	6000	6000	6000
Jaw opening		30mm	30mm	30mm	30mm
VFC			√	√	√
LCD backlight		√	√	√	√
Inrush current				√	√
OLED display					√
Analog bar graph				61	21
Category ratings	CAT II 1000V, CAT III 600V				

### Features

Auto range	True RMS
Diode: around 3.0V	Data hold
Relative mode	MAX/MIN
Flashlight	Auto power off
Continuity buzzer	Low battery indication: ≤3.6V
Input protection	NCV

### Characteristics

Standard accessories	Batteries, test leads, point contact temperature probe (UT216C/UT216D), English manual
Power	1.5V battery (R03) x 3
Display	38 x 24mm
Product size	220 x 75 x 40mm
Product net weight	UT216A: 280g; UT216B/C/D: 231.7g
Standard individual packing	Gift box, carrying bag
Standard quantity per carton	10pcs
Standard carton measurement	350 x 290 x 200mm
Standard carton gross weight	5kg

UT220 series are 2000A AC/DC digital clamp meters. This series ensures stable performance, safety, and reliability for measuring up to 2000A AC (and DC for UT221) current. It is designed with over-load protection for all ranges, perfect for all professionals measuring currents up to 2000A (2500A for UT222).

### Features

Auto range	Diode
Continuity buzzer	Data hold
MAX/MIN	Low battery indication



UT221

Characteristics	Range	UT220	UT221	UT222
<b>Certificates</b>	<b>CE, UKCA, cETLus</b>			
AC current (A)	2000A 2500A	±(2.5%+5)	±(2.5%+5)	±(1.5%+5)
DC current (A)	2000A 2500A		±(2.5%+5)	±(1.5%+5)
AC voltage (V)	750V 1000V	±(1.2%+5)	±(1.2%+5)	±(1%+3)
DC voltage (V)	1000V	±(0.8%+1)	±(0.8%+1)	±(0.5%+2)
Resistance (Ω)	20MΩ 60MΩ 66MΩ	±(1%+2)		±(1%+2)
Capacitance (F)	60mF			±(3%+5)
Frequency (Hz)	20MHz 60MHz		±(0.1%+3)	±(0.1%+3)
Temperature	-40°C~1000°C -40°F~1832°F			±(1%+10) ±(1%+18)
Display count		2000	6000	6000
Jaw opening		63mm	63mm	63mm
True RMS			√	√
Duty cycle	10%~90%		√	√
AC+DC				√
Low pass filter			√	√
Inrush current			√	√
Relative mode			√	√
I-OUT function			√	√
Data storage				1000
Analog bar graph				61
Category ratings	CAT III 1000V, CAT IV 600V			

### Characteristics

Standard accessories	Test leads, output cable (UT221/UT222), thermocouple (UT222), English manual
Power	9V battery (6F22)
Display	43 x 30mm
Product size	298 x 107 x 47mm
Product net weight	UT220: 389g; UT221/UT222: 726g
Standard individual packing	Gift box, carrying bag (UT220), tool box (UT221/UT222)
Standard quantity per carton	UT220: 10pcs; UT221/UT222: 5pcs
Standard carton measurement	UT220: 640 x 305 x 175mm; UT221/UT222: 510 x 375 x 320mm
Standard carton gross weight	UT220: 7.52kg; UT221/UT222: 12.1kg

UT256 series are high reliable, true RMS fork meters. Its unique design allows users to measure current by simply moving the wire of interest inside the opening of the 'fork' to the labeled mark. With no mechanical parts, these meters bare no risk from any type of mechanical failure.



UT256A



UT256B

Characteristics	Range	UT256A	UT256B
<b>Certificates</b>	<b>CE, UKCA, cETLus</b>		
AC current (A)	200A	±(1.8%+5)	±(2.5%+5)
DC current (A)	200A		±(2.5%+5)
AC voltage (V)	750V		±(1.2%+3)
	1000V	±(1.2%+3)	
DC voltage (V)	1000V	±(0.8%+3)	±(0.8%+3)
Resistance (Ω)	60MΩ	±(1%+2)	±(1%+2)
Capacitance (F)	60mF		±(4%+20)
Frequency (Hz)	10~10kHz	±(0.1%+5)	
Display count		6000	6000
Diode test	About 3V		√
NCV		√	√
Zero mode			√
Relative mode			√
Category ratings	CAT II 1000V, CAT III 600V		

Features	
Auto range	Continuity buzzer
True RMS	Low battery indication: ≤2.4V
Data hold	Input protection
Auto power off	LCD backlight

Characteristics	
Standard accessories	Batteries, test leads, English manual
Power	1.5V battery (LR6) x 2
Display	UT256A: 35 x 26mm; UT256B: 36.5 x 24mm
Product size	UT256A: 217 x 58.8 x 38.5mm; UT256B: 210 x 53 x 35mm
Product net weight	248g
Standard individual packing	Gift box, carrying bag
Standard quantity per carton	20pcs
Standard carton measurement	485 x 310 x 205mm
Standard carton gross weight	9.5kg

# Electrical Power Tools

UNI-T's electrical meters offer practical solutions for measuring insulation resistance, leakage current, power quality monitoring, electrical equipment control, and more.

Applications include: SCADA system, energy management system, distribution box, substations, industrial automation, etc.



UT243 is a hand-held and stable power and harmonics clamp meter with digital ammeter and power meter functions. This meter can measure voltage, current, active/reactive power, power factor, phase angle and more. It can also measure single harmonic components up to 20 times. UT243 can be used in power equipment, circuit measurement, and power quality evaluation.



UT243

Characteristics	Range	Accuracy
<b>Certificates</b>	<b>CE, UKCA</b>	
AC current (A)	1000A	±(2%+5)
AC voltage (V)	600V	±(1.2%+5)
Frequency (Hz)	40Hz~80Hz	±(0.5%+5)
Active power (W)	0.01kW~600kW	±(3%+5)
Apparent power (VA)	0.01kVA~600kVA	±(3%+5)
Reactive power (VAr)	0.01kVAr~600kVAr	±(4%+5)
Power factor	0.3~1	±0.022
Phase angle (°)	0°~360°	±2°
Active energy (Wh)	1kWh~9999kWh	±(3%+2)
Display count	10000	
Jaw opening	50mm	
True RMS	√	
Data storage	999	
Harmonic analysis	1~20	
Phase sequence test	Positive phase, reverse phase, phase deficiency	
Input impedance for DCV	≥5MΩ	
Category ratings	CAT II 1000V, CAT III 600V	

Features	
Auto range	Auto power off
Low battery indication	Data hold
MAX/MIN	LCD backlight
Single-phase 2-wire	3-phase 3-wire/3-phase 4-wire
Input protection	USB interface

Characteristics	
Standard accessories	Batteries, test leads, alligator clips, USB interface cable, English manual
Power	1.5V battery (R6) x 4
Display	46 x 42mm
Product size	303 x 112 x 39mm
Product net weight	601g
Standard individual packing	Gift box, tool box
Standard quantity per carton	5pcs
Standard carton measurement	510 x 375 x 320mm
Standard carton gross weight	12.3kg

UT251 series high-accuracy high sensitivity leakage current clamp meters are designed for testing AC leakage current. These high resolution meters are great for applications such as checking leakage current for motor, home appliances and other electrical equipment up to 600A.



UT251A

Specifications	Range	UT251A	UT251C
Leakage current (A)	0.001mA~60A	±(1.5%+5)	±(1.5%+5)
	60A~199.9A		±(2%+5)
	200A~300A		±(3%+5)
	300A~600A		±(4%+5)
	Voltage (Freq.) 0V~600V (50Hz/60Hz)	v	v
Clamp size	Resolution	1uA	1mA
Data storage		25mm x 30mm	35mm x 40mm
Category ratings		99	99
	CAT III 600V		

Features	
Display: 4 digits LCD	Overload protection: OL
Auto range	Auto power off: 5 minutes
RS-232	Low battery indication: ≤7.2V
Peak	Over-range display: OL
Data hold	Test mode: Clamp CT, integral mode

Characteristics	
Standard accessories	Battery, RS-232 interface cable, English manual
Power	9V battery (6F22)
Display	32 x 15mm
Product size	175 x 70 x 38mm
Product net weight	120g
Standard individual packing	Gift box, carrying bag, tool box
Standard quantity per carton	5pcs
Standard carton measurement	325 x 293 x 110mm
Standard carton gross weight	2.3kg

# UT253A

Large Jaws Leakage Current Clamp Meter

**UNI-T**®

UT253A is a large current high precision leakage clamp meter that can measure up to 2000A. Its large 80mm×80mm jaw is able to clamp up to 96mm cables or flat-steel ground wires. UT253A intelligent design can measure leakage current, three-phase voltages and display them on the screen simultaneously. Its large jaws (108mm×148mm) is capable of clamping cables up to 108mm in diameter or 160mm×4mm flat-steel ground wires.



UT253A

Specifications	Range	UT253A
Leakage current (A)	0mA~300A	±(1.5%+3)
	300A~1200A	±(2%+3)
	Voltage (Freq.)	V
	Resolution	0.01mA
Display mode	128×64 dots LCD	
Clamp size	80mm×80mm	
Data logging	99	
Test mode	Clamp CT, integration	
Category ratings	CAT III 600V	

## Features

Auto range; RS-232

LCD backlight/Data hold

Over-range display

Auto power off

Low battery indication

## Characteristics

Standard accessories	Batteries, test leads (3 red, 1 black), USB cable, English manual
Power	1.5V Battery (LR6) x 4
Display	47 x 28.5mm
Product size	275 x 145 x 40mm
Product net weight	830g
Standard individual packing	Gift box, tool box
Standard quantity per carton	6pcs
Standard carton measurement	610 x 375 x 320mm
Standard carton gross weight	16.4kg

UT255 series high voltage clamp ammeters can measure up to 69kV high voltage line current and leakage current. UT255 comes with an insulation rod, allowing professional users to check status of lightning arresters. The wireless model (UT255B) is also able to wirelessly transmit data in real-time up to 30m range. Its clamp can be easily removed from wire by pressing or pulling back the insulation rod.



UT255B



Specifications	Range	UT255A	UT255B
Leakage current (A)	0.01mA~100A	±(1%+5)	±(1%+5)
	100A~600A	±(2%+5)	±(2%+5)
	Voltage (Freq.) 0V~69kV (50Hz/60Hz)	√	√
Display mode	4 digits LCD	√	√
Jaw opening		33mm	33mm
Wireless transmission	≤30m		√
Data storage		99	99
Category ratings	CAT III 600V		

Features	
Auto range	2 times/s sampling rate
Peak hold	Manual range
RS-232 interface	Data hold
Over-range display: OL	Auto power off/LCD backlight
Low battery indication	Overload protection
Automatic plug clamp	Data recall
Test mode: Clamp CT, integration	Stores 99 sets of data

Characteristics	
Standard accessories	Batteries, insulation rod, receiver (UT255B), English manual
Power	1.5V Battery (LR03) x 4
Display	47 x 28.5mm
Product size	68 x 245 x 40mm
Product net weight	335g
Standard individual packing	Gift box, tool box
Standard quantity per carton	1pc
Standard carton measurement	1040 x 240 x 140mm
Standard carton gross weight	6.8kg

# UT261 Series

Phase Sequence and Motor Rotation Indicators



UT261 series is used for determining 3-phase power phase sequence, missing phase indication, and motor phase rotation (UT261B). UT261A and UT261B can measure AC voltage of 40~700V and 90~600V respectively. These devices can operate in frequency range of 15~400Hz. UT261 are durable devices which can withstand impact from 2 meter's height. Test leads with protective tubing are included in optional accessories.

Specifications	UT261A	UT261B
Certificates	CE, UKCA, cETLus	
AC voltage (V)	90V~600V	40V~690V
Frequency (Hz)	15Hz~400Hz	15Hz~400Hz
Working current (A)	<1mA	<3mA
Phase sequence indication	LCD	LED
Missing phase indication	LCD	LED
Motor rotation indication		LED
Category rating	CAT III 600V	

Characteristics	
Standard accessories	Battery (UT261B), test lead with alligator clip x 3, English manual
Power	UT261A: No battery required; UT261B: 9V battery (6F22)
Product size	123 x 71 x 29mm
Product net weight	UT261A: 160g; UT261B: 180g
Standard individual packing	Gift box, carrying bag
Standard quantity per carton	20pcs
Standard carton measurement	450 x 325 x 340mm
Standard carton gross weight	UT261A: 9.8kg; UT261B: 10.3kg



UT261A



UT261B

UT267B is an economical 3 phase clamp meter. This meter is able to simultaneously measure 3 phase systems and display phase diagram on the LCD screen. This meter can be used to monitor power distribution box, suitable for electricians, electrical maintenance and repair.

### Features

Display mode: 240x160 dots LCD

Auto range

RS-232

LCD backlight

Data hold

Auto power off: about 15 minutes

Low battery indication

Sampling rate: 0.5 times/s



UT267B

Specifications	Range	Accuracy
<b>Certificates</b>	<b>CE, UKCA</b>	
AC current (A)	0mA~20A	±(1.5%+3)
AC voltage (V)	0V~600V	±(1.5%+3)
Frequency (Hz)	45Hz~65Hz	±(2%+3)
Active power (W)	0W~12kW	±(3%+3)
Apparent power (VA)	0VA~12kVA	±(3%+3)
Reactive power (VAR)	0VAR~12kVAR	±(3%+3)
Power factor	-1~+1	±0.03
Phase angle (°)	0°~360°	±1°
Current vector sum	0mA~60A	
Phase	3	
Data storage	99	
Clamp size	Acuminate current clamp: 7.5mm×13mm (optional); Round jaw current clamp: 35mm×40mm (optional)	
Category ratings	CAT II 600V, CAT III 300V	

### Characteristics

Standard accessories	Batteries, current clamps (3pcs), test leads (1 yellow, 1 green, 1 red, 1 black), English manual
Power	1.5V battery (LR6) x 6
Product size	196 x 92 x 54mm
Product net weight	550g
Standard individual packing	Gift box, tool box
Standard quantity per carton	6pcs
Standard carton measurement	760 x 340 x 335mm
Standard carton gross weight	19.5kg



UT278A+

UT270 series can quickly and safely measure the grounding system without disconnecting circuit ground lines or the need of auxiliary electrodes. It can measure resistance from 0.01Ω with a resolution of 0.001Ω. UT275 can also measure leakage current up to 30A. These clamps' double insulation design makes them durable tools for outdoor work and effective in blocking interference from the environment.

### Features

- Auto range
- Data hold
- Data recall
- LCD backlight
- Resistance limit alarm
- Low battery indication
- Auto calibration

Specifications	Range	UT275	UT276A+	UT278A+
<b>Certificates (UT276A+/278A+ only)</b>	<b>CE, UKCA</b>			
Earth ground resistance (Ω)	0.01~0.099Ω	±(1%+0.01)	±(1%+0.01)	±(1%+0.01)
	0.1~0.99Ω	±(1%+0.01)	±(1%+0.01)	±(1%+0.01)
	1~49.9Ω	±(1.5%+0.1)	±(1%+0.1)	±(1%+0.1)
	50~99.5Ω	±(2%+0.5)	±(1.5%+0.5)	±(1.5%+0.5)
	100~199Ω	±(3%+1)	±(2%+1)	±(2%+1)
	200~395Ω	±(10%+5)	±(5%+5)	±(5%+5)
	400~590Ω	±(20%+10)	±(10%+10)	±(10%+10)
	600~800Ω			±(20%+20)
	600~1000Ω	±(25%+20)		
Leakage current (A)	0mA~9mA			±(2.5%+1mA)
	10mA~99mA			±(2.5%+5mA)
	100mA~299mA			±(2.5%+10mA)
	0mA~299mA	±(2.5%+2mA)		
	0.3A~2.99A	±(2.5%+100mA)		±(2.5%+0.1A)
	3A~9.9A			±(2.5%+0.3A)
	10A~20A			±(2.5%+0.5A)
3A~30A	±(2.5%+300mA)			
Display count		10000	4 digits LCD display	
Jaw opening		28mm	32mm	32mm
Visual and audible alarm			√	√
Auto power off		√	√	√
Jamming signal recognition			√	√
Over-range display			√	√
Data storage		30	300	300
Display type		LCD	EBTN	EBTN
Ω+A display				√
Category ratings	CAT III 300V			

### Characteristics

Standard accessories	Batteries, test ring, English manual
Power	1.5V battery (LR6) x 4
Display	47 x 28.5mm
Product size	UT275: 293 x 90 x 66mm; UT276A+/278A+: 285 x 85 x 56mm
Product net weight	UT275: 1.32kg; UT276A+/278A+: 1.18kg
Standard individual packing	Gift box, tool box
Standard quantity per carton	UT275: 5pcs; UT276A+/278A+: 1pcs
Standard carton measurement	UT275: 510 x 375 x 320mm; UT276A+/278A+: 370 x 110 x 300mm
Standard carton gross weight	UT275: 15.2kg; UT276A+/278A+: 2.6kg

UT281 series can measure large currents in various harsh and hard to reach environments. They are designed with Rogowski flex coil and can test up to 3000A AC current. UT281A/C are from UNI-T's Pro Line series, which meet IP54 and 2m drop proof requirements. Due to the ease in operation, accurate readings, stable performance and reliable quality, these flex clamps are ideal tools for electricians.



Specifications	UT281A	UT281C	UT281E
<b>Certificates</b>	CE, UKCA, cETLus		
AC current (A)	3000A; $\pm(3\%+5)$	3000A; $\pm(3\%+5)$	3000A; $\pm(3\%+5)$
Frequency response	45Hz~500Hz (sine wave)	45Hz~500Hz (sine wave)	45Hz~500Hz (sine wave)
Inrush current	0.5A~3000A (for reference)	0.5A~3000A (for reference)	0.5A~3000A (for reference)
AC voltage (V)			600V; $\pm(1.2\%+3)$
Resistance ( $\Omega$ )			60M $\Omega$ ; $\pm(1.2\%+3)$
Frequency (Hz)			20Hz~30kHz; $\pm(1\%+2)$
Range selection	Manual	Manual	Auto (manual range available in current measurement)
Flex coil size	10" (25.4cm) radius: 1.5" (3.8cm)	18" (45.7cm) radius: 3.1" (8cm)	18" (45.7cm) radius: 3.1" (8cm)
Display count	3000	3000	6000 (3000 in current measurement)
Display interface (LCD)	Single	Single	Dual
IP rating	IP54	IP54	
Category rating	CAT IV 600V		

Features	
Refresh rate: 3 times/s	True RMS
Data hold/buzzer	Auto power off
Low battery indication	Backlight
2m drop test	Function selection

Characteristics	
Standard accessories	Batteries, test leads (UT281E), English manual (UT281A/C only: German, French, Spanish optional)
Power	1.5V battery (R03) x 3
Display	32 x 34mm (1.8 inches)
Product size	UT281A: 300 x 150 x 55mm; UT281C: 350 x 190 x 55mm; UT281E: 325 x 180 x 30mm
Product net weight	UT281A: 220g; UT281C: 236g; UT281E: 250g
Standard individual packing	Gift box, blister
Standard quantity per carton	10pcs
Standard carton measurement	UT281A: 580 x 380 x 180mm; UT281C: 420 x 355 x 425mm; UT281E: 435 x 380 x 245mm
Standard carton gross weight	UT281A: 4.9kg; UT281C: 6.2kg; UT281E: 6.3kg

UT-CS09D flex clamp sensor solves problems in measuring high current conductors in tight spaces. Its Rogowski coil based current sensor provides stable, safe, and high reliable measurements up to 3000A. This unique design and lightweight feature make it a great choice for professional electricians.

**Features**

- Flex clamp can measure from 1.5A to 3000A current
- 1m drop proof
- Robust terminal connection
- Directly displays current when connected to UT206B/208B



UT-CS09D



BNC adapter

Specifications	Range
<b>Certificates</b>	CE, UKCA, cETLus
AC current (A)	30A/300A/3000A
Frequency response	45Hz~500Hz
Flex clamp size	45.7cm (18 inches)
Operating temperature	0°C~50°C
Storage temperature	-20°C~60°C
Storage humidity	≤80%RH
Low battery indication	About 3.3V
Category rating	CAT IV 600V

Characteristics	
Standard accessories	Batteries, BNC adapter, English manual
Power	1.5V battery (R03) x 3
Product size	267 x 119.4 x 34mm
Product net weight	260g
Standard individual packing	Blister
Standard quantity per carton	10pcs
Standard carton measurement	495 x 405 x 225mm
Standard carton gross weight	7kg



Transformer K factor



Power factors (PF) and displacement factors (DPF or COSΦ)



Short-term voltage flicker (PST)



Three phase unbalance (current and voltage)



USB interface/PC software



Waveform real-time display (4 channels voltage/4 channels current).



True RMS values of voltages and currents



Peak current and voltage values



Total harmonic distortion (THD)



Active, reactive, apparent power, by phase and cumulative

Specifications	UT285C	
True RMS phase-to-neutral voltage	1.0V~1000V	±(0.5%+5dgt)
True RMS phase-to phase voltage	1.0V~2000V	±(0.5%+5dgt)
DC voltage	1.0V~1000V	±(1.0%+5dgt)
True RMS current	10mA~1000A	±(0.5%+5dgt)
Peak of phase-to-neutral voltage	1.0V~1414V	±(1.0%+5dgt)
Peak of phase-to-phase voltage	1.0V~2828V	±(1.0%+5dgt)
Current peak	10mA~1414A	±(1.0%+5dgt)
Active power	0.000W~9999.9kW	±(1%+3dgt), Cosφ≥0.8 ±(1.5%+10dgt), 0.2≤Cosφ<0.8
Reactive power, inductive or capacitive	0.000RVA~9999.9kVAR	±(1%+3dgt), Sinφ≥0.5 ±(1.5%+10dgt), 0.2≤Sinφ<0.5
Apparent power	0.000VA~9999.9kVA	±(1%+3dgt)
Power factor	-1.000~1.000	±(1.5%+3dgt), Cosφ≥0.5 ±(1.5%+10dgt), 0.2≤Cosφ<0.5
Active energy	0.000Wh~9999.9MWh	±(1%+3dgt), Cosφ≥0.8 ±(1.5%+10dgt), 0.2≤Cosφ<0.8
Reactive energy, inductive or capacitive	0.000VARh~9999.9MVARh	±(1%+3dgt), Sinφ≥0.5 ±(1.5%+10dgt), 0.2≤Sinφ<0.5
Apparent energy	0.000VAh~9999.9MVAh	±(1%+3dgt)
Phase angle	-179°~180°	±(2°)
Tanφ (VA>50VA)	-32.76~32.76	φ:±(1°)
Phase shift of power factor (DPF)	-1.000~1.000	φ:±(1°)
Harmonic ratio (order 1 to 50) (Vrms>50V)	0.0%~99.9%	±(1%+5dgt)
Harmonic angle (Vrms>50V)	-179°~180°	±(3°) harmonics of order 1 to 25 ±(10°) harmonics of order 26 to 50
Total harmonic ratio	0.0%~99.9%	±(1%+5dgt)
Distortion factor (DF or THD-R)<50	0.0%~99.9%	±(1%+10dgt)
Transformer K factor	1.00~99.99	±(5%)
3 phases unbalance	0.0%~100%	±(1%)
Number of channels	4U/4I	
Parameters of electricity	W, VA, Var, PF, DPF, cosφ, tanφ	
Energy parameters	Wh, Varh, Vah	
Harmonic	50	
Total harmonic distortion	Order 0~50, each phase	
Expert mode	√	
Number of Transient records	150 sets	
Min/Max	√	
Alarm	40 different types of parameter selections, 12,800 sets alarm logs	
USB interface/PC software	√	
Power	9.6V rechargeable lithium-ion battery	
Product color	Red and grey	
Product net weight	Instrument: 1.6kg, current clamp: 510g x 4	
Product size	240mm x 170mm x 68 mm	
Standard accessories	1pc carry cloth bag, (yellow, green, red, blue, black total 5pcs test lead), 4pcs alligator clip, 1pc power adapter, 1pc CD software, 4pcs 1000A current clamp	
Standard individual packing	Inner carton	
Standard quantity per carton	1pc	
Standard carton measurement	440 x 320 x 330mm	
Standard carton gross weight	6.4kg	

# Infrared Thermometers

Infrared thermometer plays an important role in production quality control, equipment maintenance and troubleshooting, energy saving, and other applications. Infrared thermometer measures temperature through non-contact method, producing quick and accurate results. It allows users to measure high temperatures at a safe distance.





Non-contact

±0.2°C

Accuracy

250ms

Response time



Data hold

1cm~5cm

Test distance



High temperature alarm



UT30H



Specifications	UT30H	UT308H
<b>Certificates</b>	CE <sub>0413</sub> , FDA, UKCA	
Measurement range (object)	0°C~100°C	0°C~100°C
Accuracy (object)	±1°C	±1°C
Measurement range (body)	32°C~45°C	32°C~45°C
Accuracy (body)	±0.2°C	±0.2°C
Resolution	0.1°C	0.1°C
Data storage		32 groups
Optimum measuring distance	1~5cm	
Unit conversion (°C/°F)	√	
Measurement alarm	Audible alarm for >37.2	
Power on self test	√	
Auto shutdown	√	
Backlight	√	
Operating environment	15°C~35°C, <85%RH	
Transport and storage environment	-20°C~60°C, <93%RH	
Operating atmosphere pressure	700hPa-1060hPa	

Characteristics	
Standard accessories	Batteries
Power	UT30H: 1.5V AAA x 2; UT308H: 1.5V AA x 2
Product size	UT30H: 141 x 90 x 36mm; UT308H: 157 x 99 x 48mm
Product net weight	UT30H: 98.7g; UT308H: 140.8g
Standard individual packing	Gift box, blister, English manual
Standard quantity per carton	20pcs
Standard carton measurement	UT30H: 310 x 270 x 210mm; UT308H: 405 x 320 x 270mm
Standard carton gross weight	UT30H: 4.5kg; UT308H: 6.6kg

UT300A+ is an economical infrared thermometer. Its compact and simple design makes it easy for users to carry and operate. Designed with high accuracy, high repeatability, quick response, UT300A+ is suitable for measuring the surface temperature of hard-to-reach or dangerous objects.



UT300A+

Specifications	UT300A+
Certificates	CE, UKCA
Temperature range (°C)	-20°C~400°C
Temperature range (°F)	-4°F~752°F
Accuracy (°C)	±2.0°C or ±2%
Accuracy (°F)	±4.0°F or ±2%
Repeatability	1°C or 1.0% (2°F or 1.0%)
D:S ratio	10:1
Response time	≤500ms (95% of reading)
Emissivity	0.95
Spectral response	5.5μm~14μm
Laser power	<1mW
Auto power off	8s
Operating temperature	0°C~50°C (32°F~122°F)
Storage temperature	-20°C~60°C (-4°F~140°F)
Operating humidity	<90% RH (non-condensing)
Drop proof	1m

Features
Simple one button operation
Data hold
Backlight
Low battery indication
°C/°F selection

Characteristics	
Standard accessories	Batteries
Power	1.5V battery (LR03) x 2
Display	20 x 24mm
Product size	135 x 94 x 36.5mm
Product net weight	146g
Standard individual packing	Gift box, English manual
Standard quantity per carton	20pcs
Standard carton measurement	430 x 265 x 300mm
Standard carton gross weight	6.97kg



UT301D+



**Scheduled measurement (UT301C+/301D+):**  
(automatic process)

Set start and interval time, device will auto turn on once every interval time to perform a measurement. Interval ranges from 1 min to 96 hours, number of measurement and data storage can be up to 99 sets.



\* Ring laser (UT301C+)

Unique patented display method that covers entire measured area, user will know exactly where the measurement is taking place.

	<b>Normal status:</b> High limit>temperature>low limit
	Temperature>high limit
	Temperature<low limit

Specifications	UT301A+	UT301C+	UT301D+
<b>Certificates</b>	CE, UKCA		
Temperature range (°C)	-32°C~420°C	-32°C~600°C	-32°C~600°C
Temperature range (°F)	-25.6°F~788°F	-25.6°F~1112°F	-25.6°F~1112°F
Accuracy (°C)	±1.5°C or ±1.5%		
Accuracy (°F)	±3.0°F or ±1.5%		
Repeatability	0.7°C or 0.7% (1.5°F or 0.7%)		
D:S ratio	12:1 (95%)		
Response time	≤250ms (95% of reading)		
Emissivity	0.1~1.0 (adjustable, stores 5 sets of preset values)		
Spectral response	8μm~14μm		
Laser type	Single	Ring	Dual
Data storage		99	99
Scheduled measurement		√	√
Laser power	<1mW		
LCD display	Color EBTN		

Features	
Date/time display (UT301C+/UT301D+)	Time scheduled measurement (UT301C+/UT301D+)
Auto power off/low battery indication	Lock measurement/tripod mounting hole
Data hold/backlight	°C/°F selection
High/low temperature LED/audible alarm	MAX/MIN/AVG/DIFF/Hold modes

Characteristics	
Standard accessories	Battery, English manual
Power	9V battery
Display	30 x 30mm
Product size	160 x 74 x 48mm
Product net weight	204g
Standard individual packing	Gift box, blister, carrying bag
Standard quantity per carton	20pcs
Standard carton measurement	475 x 350 x 250mm
Standard carton gross weight	10.43kg



**Scheduled measurement (UT302C+/303C+/302D+/303D+):**  
(automatic process)

Set start and interval time, device will auto turn on once every interval time to perform a measurement.

Interval ranges from 1 min to 96 hours, number of measurement and data storage can be up to 99 sets.



**\* Ring laser (UT302C+/UT303C+)**

Unique patented display method that covers entire measured area, user will know exactly where the measurement is taking place.



UT303D+

	<b>Normal status:</b> High limit>temperature>low limit
	Temperature>high limit
	Temperature<low limit

Specifications	UT302A+	UT302C+	UT302D+	UT303A+	UT303C+	UT303D+
<b>Certificates</b>	CE, UKCA					
Temperature range (°C)	-32°C~700°C	-32°C~1100°C	-32°C~1100°C	-32°C~800°C	-32°C~1300°C	-32°C~1300°C
Temperature range (°F)	-25.6°F~1292°F	-25.6°F~2012°F	-25.6°F~2012°F	-25.6°F~1472°F	-25.6°F~2372°F	-25.6°F~2372°F
Accuracy (°C)	±1.5°C or ±1.5%					
Accuracy (°F)	±3°F or ±1.5%					
Repeatability	0.7°C or 0.7% (1.5°F or 0.7%)					
D:S ratio	20:1			30:1		
Response time	250ms					
Emissivity	0.1~1.0 (adjustable, stores 5 sets of preset values)					
Spectral response	8μm~14μm					
Laser type	Single	Ring	Dual	Single	Ring	Dual
Laser power	<1mW	<3mW	<1mW	<1mW	<3mW	<1mW
Data storage		99	99		99	99
Scheduled measurement		√	√		√	√
LCD display	Color EBTN					
Operating temperature	0°C~50°C (32°F~122°F)					
Storage temperature	-20°C~60°C (-4°F~140°F)					
Operating humidity	<90%RH (non-condensing)					

Features	
°C/°F selection/backlight	Data hold/lock measurement
MAX/MIN/AVG/DIFF/Hold modes	User defined visual and audio alarm
Low battery indication/tripod mounting hole	Date/time display (UT302C+/D+/UT303C+/D+)
Time scheduled measurement (UT302C+/D+/UT303C+/D+)	Auto power off

Characteristics	
Standard accessories	Battery, carrying bag, English manual
Power	9V battery
Display	35 x 35mm
Product size	172 x 113.5 x 53mm
Product net weight	310g
Standard individual packing	Gift box, blister
Standard quantity per carton	10pcs
Standard carton measurement	425 x 335 x 365mm
Standard carton gross weight	6.65kg

UT305S infrared thermometer can measure temperature by laser. UT305S has a 50:1 D:S ratio, so it can measure long range temperature points of interest with great accuracy. UT305S also has 99 sets of data storage. It is an ideal tool for industrial quality inspection, HVAC, metal working, and electronics manufacturing.



UT305S



Specifications	UT305S
<b>Certificates</b>	CE, UKCA
Temperature range (°C)	-50°C~2000°C
Temperature range (°F)	-58.0°F~3632°F
Accuracy	±1.0°C or ±1.0%
Repeatability	0.7°C or 0.7%
LCD display	EBTN
High/low temperature LED alarm	√
Trigger lock	√
Resolution	0.1°C
D:S ratio	50:1
Response time	250ms (95% of reading)
Emissivity	0.1~1.0 adjustable
Laser type	Class 2
Laser power	<1mW
Laser wavelength	630nm~670nm
Spectral response	8μm~14μm
Data storage	99

Features	
°C/°F selection	Laser switch
Data hold/LCD backlight	Auto power off
Tripod mounting hole	Low battery indication
MAX/MIN/AVG/DIFF mode	High/low alarm

Characteristics	
Standard accessories	Battery, carrying bag, English manual
Power	9V Battery (1604S)
Display	35 x 35mm
Product size	172 x 113.5 x 53mm
Product net weight	310g
Standard individual packing	Gift box
Standard quantity per carton	10pcs
Standard carton measurement	425 x 335 x 365mm
Standard carton gross weight	6.65kg

UT306A is a portable non-contact thermometer. This device's miniature design is convenient to carry and suitable for everyday temperature measurement needs. UT306A is designed to counter environmental interference, ensuring accurate temperature readings under various measurement environments.



UT306A

Specifications	UT306A
<b>Certificates</b>	CE, UKCA
Temperature range (°C)	-35°C~300°C
Temperature range (°F)	-31°F~572°F
Accuracy (°C)	±2°C or ±2%
Accuracy (°F)	±4°F or ±2%
D:S ratio	6:1
Response time	<250ms
Emissivity	0.95
Spectral response	8μm~14μm
Laser power	<1mW
Operating temperature	0°C~50°C (32°F~104°F)
Storage temperature	-20°C~60°C (-4°F~140°F)
Operating humidity	<90%RH (non-condensing)
Drop proof	1m

Features	
Auto power off	MAX/MIN/AVG mode
Low battery indication	Lock measurement
Data hold	Backlight
°C/°F selection	Laser on/off

Characteristics	
Standard accessories	Batteries, English manual
Power	1.5V battery (R03) x 3
Display	37.4 x 36.4mm
Product size	120 x 53 x 28mm
Product net weight	120g
Standard individual packing	Gift box
Standard quantity per carton	20pcs
Standard carton measurement	272 x 225 x 200mm
Standard carton gross weight	2.8kg

This infrared thermometer series is robust and easy to use. Users can measure the surface temperature without contacting the object. UT306 series can be used in various fields such as food industry, machine maintenance, metal working, cold storage, and other industrial fields.



UT306S



UT306C

Specifications	UT306S	UT306C
<b>Certificates</b>		CE, UKCA
Temperature range	-50°C~500°C	-50°C~500°C
Laser type	single	circle
Accuracy	±2°C or ±2%	±2°C or ±2%
Resolution	0.1°C	0.1°C
D:S ratio	12:1	12:1
Response time	250ms	250ms
Emissivity	0.10~1.00 Adjustable	0.10~1.00 Adjustable
Laser class	Class 2	Class 2
Laser power	<1mW	<1mW
Laser wavelength	630nm~670nm	630nm~670nm
Spectral response	8μm~14μm	8μm~14μm

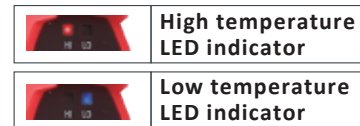
Features		
Display type	TN-LCD	EBTN-LCD
Unit selection	°C/°F	
Laser on/off	√	
Data hold	√	
Auto power off	√	
Low battery Indication	√	
MAX/MIN/AVG/DIF mode	√	
High temperature alarm (audible)	√	
Drop test	1m	

Characteristics	
Power	1.5V AAA x 2
Product net weight	161.5g
Product size	146 x 78 x 45mm
Standard accessories	Batteries
Standard individual packing	Card, blister, manual
Standard quantity per carton	20pcs
Standard carton measurement	515 x 375 x 175mm

UT309 series professional infrared thermometers can determine surface temperature through the energy radiated by the target surface. It is designed to meet some of the highest protection ratings in UNI-T's product line, IP65 and 3m drop proof. With a rapid response rate of 250ms, high measurement accuracy, and multiple scanning modes, UT309 proves to be a necessary tool for engineers and technicians working in various fields such as electrical distribution inspection, HVACR maintenance, transportation equipment inspection, instrument repair, and many more.



UT309E



High temperature LED indicator

Low temperature LED indicator

Specifications	UT309A	UT309C	UT309E
Certificates	CE, UKCA		
Temperature range (°C)	-35°C~450°C	-35°C~650°C	-35°C~850°C
Temperature range (°F)	-31°F~842°F	-31°F~1202°F	-31°F~ 1562°F
D:S ratio	10:1	12:1	20:1
Emissivity	0.95	0.1~1 adjustable	0.1~1 adjustable
Laser type	Single	Dual	Dual
LCD display	LCD	LCD	Color EBTN
Data storage with date and time			99
Scheduled measurement			√
Monitoring measurement			√
Accuracy (°C)	±1.8°C or ±1.8%		
Accuracy (°F)	±3.6°F or ±1.8%		
Resolution	0.1°C		
Response time	250ms (95% of reading)		
Laser type	Class 2		
Laser power	<1mW		
Laser wavelength	630nm~670nm		
Spectral response	8μm~14μm		
IP rating	IP65		
Drop proof	3m		

Features	
°C/°F selection	Laser on/off
High/Low temperature alarm	MAX/MIN/AVG/DIFF mode
Data hold/LCD backlight	Auto power off
Low battery indication	Lock measurement/Tripod mounting hole

Characteristics	
Standard accessories	Battery, English manual (UT309A/C only: German, French, Spanish optional)
Power	9V battery (6F22)
Display	UT309A/C: 32 x 29mm; UT309D: 32 x 32mm
Product size	189 x 118 x 55mm
Product net weight	292g
Standard individual packing	Gift box, blister, carrying bag
Standard quantity per carton	10pcs
Standard carton measurement	430 x 335 x 330mm
Standard carton gross weight	UT309A/C: 6.5kg; UT309D: 5.8kg

# Environmental Testers

Our environment is seriously affected by the rapid economic growth and industrialization of today's society. Climate change is the toughest obstacle facing humanity today. Environmental indicators such as temperature, humidity, illumination, noise, dust, CO, CO<sub>2</sub> are important data for ensuring a healthy living environment. UNI-T is committed to environmental monitoring by offering professional and comprehensive environmental testers. These meters output audio/visual alerts whenever environment data goes beyond normal/preset range.

UT310 series handheld vibration testers can measure displacement, velocity, and acceleration of rotating and reciprocating machinery. Technicians can use these to monitor equipment status and ensure normal operation.



UT315A

Specifications	UT312	UT315A
<b>Certificates</b>	CE, UKCA	
Acceleration (O-P)	0.1~199.9m/s <sup>2</sup> Frequency response: 10~1500Hz Accuracy: ≤2m/s <sup>2</sup> , ≤±10%; >2m/s <sup>2</sup> , ≤±5%	0.1~199.9m/s <sup>2</sup> ; Frequency response: 10Hz-10kHz Accuracy: ±(5%+0.2m/s <sup>2</sup> )
Velocity (RMS)	0.1~199.9mm/s Frequency response: 10~1500Hz Accuracy: ≤2mm/s, ≤±10%; >2mm/s, ≤±5%	0.01~19.99cm/s; Frequency response: 10Hz~1kHz Accuracy: ±(5%+0.02cm/s)
Displacement (P-P)	1~1999μm Frequency response: 10~500Hz Accuracy: ≤20μm, ≤±10%; >20μm, ≤±5%	0.001~1.999mm; Frequency response: 10Hz~500Hz Accuracy: ±(5%+0.002mm)

### Features

- Data hold
- Low battery indication
- Auto power off
- Display count: 2000

### Characteristics

Standard accessories	Battery, English manual
Power	9V battery (6F22)
Product size	UT312: 185 x 68 x 30mm; UT315A: 166 x 80 x 30mm
Product net weight	UT312: 230g; UT315A: 395g
Standard individual packing	Gift box, tool box
Standard quantity per carton	UT312: 5pcs; UT315A: 1pc
Standard carton measurement	UT312: 375 x 307 x 246mm; UT315A: 305 x 240 x 85mm
Standard carton gross weight	UT312: 5.8kg; UT315A: About 1.2kg

UT320A and UT320D are single and dual channel contact type thermometers respectively. These highly accurate thermometers have a wide temperature range. UT320D can also calculate the temperature difference of its two channels. UT320 can be used with any K or J temperature probe.



UT320D



Specifications	Range	UT320A	UT320D
<b>Certificates</b>	<b>CE, UKCA</b>		
Temperature measurement (K)	-50°C~1300°C	±(0.5%+1)	±(0.5%+1)
Temperature measurement (J)	-50°C~1200°C	±(0.5%+1)	±(0.5%+1)
Display mode		Single	Dual
Difference measurement (T1-T2)			√
Operating temperature	0°C~40°C		
Operating humidity	≤80%RH		

Features	
Auto power off	MAX/MIN/AVG
Low battery indication	Mode selection (K/J)
Data hold	Backlight
°C/°F selection	1m drop proof

Characteristics	
Standard accessories	K-type temperature probe, batteries, English manual
Power	1.5V battery (R03) x 3
Display	37.4 x 36.4mm
Product size	120 x 53 x 28mm
Product net weight	60g
Standard individual packing	Gift box
Standard quantity per carton	20pcs
Standard carton measurement	332 x 225 x 200mm
Standard carton gross weight	3.4kg

UT325 contact type thermometer provide fast, accurate, and precise temperature measurement with thermocouple temperature probes. Users can select single or dual input, record, and analyze data through PC software. UT325 can be used with a variety of temperature probes, satisfying multiple applications.



UT325

Specifications	Range	Accuracy
<b>Certificates</b>	<b>CE, UKCA</b>	
Single or dual input	Dual	
Temperature probe type	Type K	-200°C~1372°C (-328°F~2501°F)
	Type J	-210°C~1200°C (-346°F~2192°F)
	Type T	-250°C~400°C (-418°F~752°F)
	Type E	-150°C~1000°C (-238°F~1832°F)
	Type R	0°C~1767°C (32°F~3212°F)
	Type S	0°C~1767°C (32°F~3212°F)
	Type N	-200°C~1300°C (-328°F~2372°F)
Resolution	0.1°C (When value>999.9°C: 1°C)	
Data storage	100	
High/low alarm	√	
High/low signal output	√	

Features	
°C/°F/K selection	MAX/MIN/AVG mode
Data hold	USB interface
Auto power off	LCD backlight alarm
Low battery indication	Auto calibration

Characteristics	
Standard accessories	Battery, USB interface cable, K-type temperature probe, English manual
Power	USB or 9V battery (6F22)
Display	30 x 32mm
Product size	175 x 85 x 30mm
Product net weight	270g
Standard individual packing	Gift box
Standard quantity per carton	10pcs
Standard carton measurement	405 x 290 x 165mm
Standard carton gross weight	4.3kg

UT330+ series meters measure temperature and humidity with low power consumption and high precision. The measured data can be saved and exported to PC software for further analysis. These meters can be used in factories, food, health, environmental protection, and other fields.

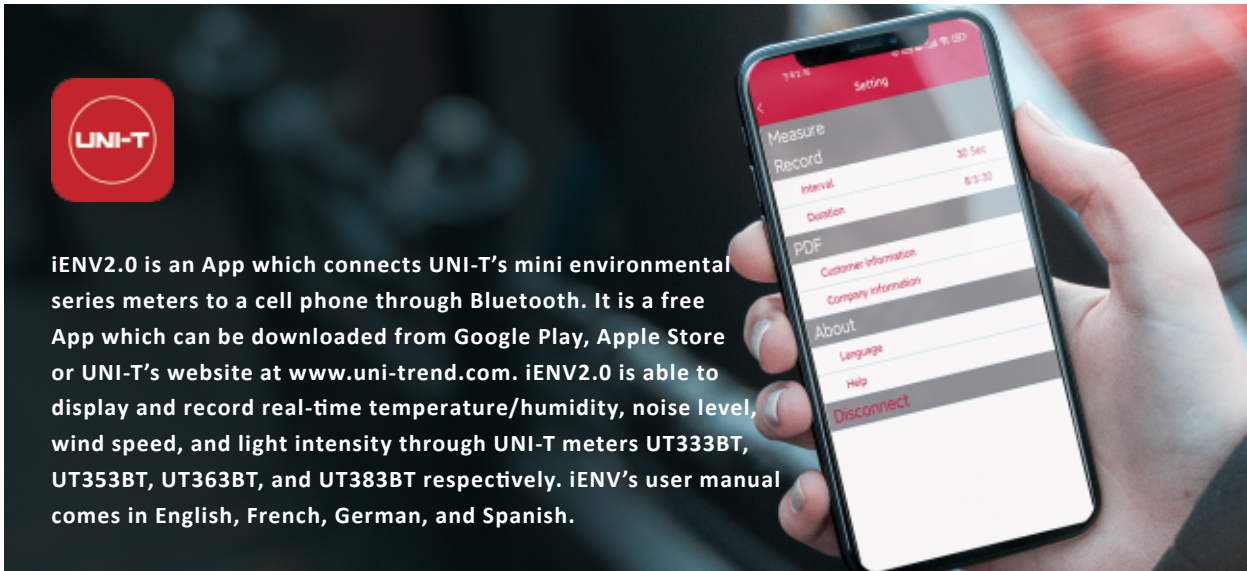


UT332+

Specifications	Range	UT331+	UT332+
<b>Certificates</b>	<b>CE, UKCA</b>		
Temperature	-20°C~70°C	±0.5°C	±0.3°C
Resolution	0.1°C	√	√
Humidity	0%RH~100%RH	±3%RH	±2%RH
Resolution	0.1%RH	√	√
Data storage		299	999

Features	
°C/°F selection	Auto power off
Response time: around 1 second	Data hold/data recall
Humidity offset settings	MAX/MIN
Temperature offset settings	Auto record time setup
Dew point offset settings	LCD backlight
Wet-bulb temperature offset settings	USB interface for data and power

Characteristics	
Standard accessories	Batteries, USB interface cable, English manual
Power	1.5V battery (R03) x 4
Display	26.5 x 35.5 mm
Product size	185 x 54.8 x 33.8mm
Product net weight	130g
Standard individual packing	Gift box, carrying bag
Standard quantity per carton	10pcs
Standard carton measurement	280 x 275 x 230mm
Standard carton gross weight	3.7kg



iENV2.0 is an App which connects UNI-T's mini environmental series meters to a cell phone through Bluetooth. It is a free App which can be downloaded from Google Play, Apple Store or UNI-T's website at [www.uni-trend.com](http://www.uni-trend.com). iENV2.0 is able to display and record real-time temperature/humidity, noise level, wind speed, and light intensity through UNI-T meters UT333BT, UT353BT, UT363BT, and UT383BT respectively. iENV's user manual comes in English, French, German, and Spanish.

**Main features**

1. Wireless data transfer through Bluetooth
2. Real-time data and trends display
3. Real-time/historical/off-line data and trends recall. Data export in csv, pdf, or graphical format files that can be sent through E-mail
4. Attach pictures taken with phone into data reports
5. Allows user and company info to be filled in with reports and able to send reports through email
6. Bluetooth connectivity distance is roughly 10 meters in open space



Mini Environmental BT Series



Real-time display/record



Bluetooth 5.0



Remote control



**User**

- Email PDF/excel report
- Offline data export
- Alert



UT333/UT333BT temperature humidity meters can measure, process data, and display results on LCD. UT333BT can transfer measurement data through Bluetooth to UNI-T's custom mobile APP (iENV2.0) for further analysis, storage, and data export. iENV2.0 can be downloaded from Google Play, Apple Store or UNI-T's website by searching 'iENV2.0'.



(UT333BT)



(UT333BT)



UT333BT

Specifications	UT333	UT333BT
<b>Certificates</b>	CE, UKCA	
Temperature range	-10°C~60°C/14°F~140°F	-10°C~60°C/14°F~140°F
Temperature accuracy	±1°C/±2°F	±1°C/±2°F
Temperature resolution	0.1°C/0.2°F	0.1°C/0.2°F
Humidity range	0%RH~100%RH	0%RH~100%RH
Humidity accuracy	±5%RH	±5%RH
Humidity resolution	0.1%RH	0.1%RH
Sampling rate	1/s	1/s
Bluetooth APP		√
Overload indication	√	√
Auto power off	5 min	5 min
Low battery indication	3V~3.5V	3V~3.5V

Features	
MAX/MIN	°C/°F selection
Data hold	LCD backlight

Characteristics	
Standard accessories	Batteries, English manual
Power	1.5V battery (R03) x 3
Display	32 x 26mm
Product size	155 x 50 x 28mm
Product net weight	102g
Standard individual packing	Blister
Standard quantity per carton	UT333: 40pcs; UT333BT: 20pcs
Standard carton measurement	UT333: 505 x 330 x 280mm; UT333BT: 332 x 262 x 290mm
Standard carton gross weight	UT333: 8kg; UT333BT: 4.2kg



UT333S

UT333S is a stable, safe and reliable mini digital temperature humidity meter. With split type design, it is convenient to measure the temperature accurately in different environments. It is widely used in grain storage and transportation, material management, forestry and animal husbandry, healthcare, education, and home. The split type design is perfect for monitoring hard to reach places and small ventilation ducts.



Specifications	Range	Resolution	Accuracy
<b>Certificates</b>	CE, UKCA		
Temperature	-10°C~60°C/14°F~140°F	0.1°C/0.2°F	±1°C/±2°F
Humidity	0%RH~100%RH	0.1%RH	±5%

Features	
°C/°F	Data hold
MAX/MIN	Overload alarm
Backlight	Auto power off

Characteristics	
Standard accessories	Batteries, English manual
Power	1.5V battery (R03) x 3
Display	32 x 35mm
Product size	110 x 53 x 26mm
Product net weight	310g
Standard individual packing	Gift box, blister
Standard quantity per carton	20pcs
Standard carton measurement	480 x 300 x 360mm
Standard carton gross weight	6.7kg

UT343A is used to measure the thickness of plated and coated sheets on ferrous/non-ferrous metal. It can measure coating thickness up to 1750µm. Applications include: manufacturing industry, metal-processing industry, chemical industry, commodity inspection, laboratory, workshop and outdoor.




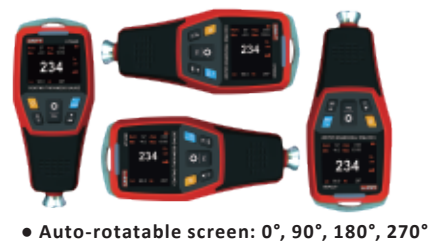
UT343A

Specifications	Range
<b>Certificates</b>	CE, UKCA
Measuring range	0~1750µm
Accuracy	±(3%H+1)µm
Measurement methods	Single/continuous
Measurement mode	MAX/MIN/AVG
Metal type	Ferrous/ non-ferrous

Features	
Display type	EBTN display
LCD brightness control	√
Rotatable screen	√
Unit conversion	µm/mil
Rotatable screen	√
LED alarm	√
Data storage	199 sets
Auto power off	√
Low battery indication	√

Characteristics	
Power	1.5V battery (LR03) x 2
Product color	Red and grey
Product net weight	About 111g
Product size	117mm x 53mm x 37mm
Standard accessories	Ferrous substrate, Non-ferrous substrate
Standard individual packing	Gift box, English manual

UT343D coating thickness gauge can measure coating thickness of ferrous and non-ferrous materials. This device is designed with unique quick test feature, which allows users to set thickness range and using a 3-color LED and audio alarm to display test results, greatly increasing work efficiency. UT343D display is also auto rotatable. This CE certified device can store up to 500 sets of data for further analysis through the PC analytical software.



Specifications	Range
Certificates	CE, UKCA
Measurement range	0~1250μm
Accuracy	±(3%+1)μm
Resolution	0.1μm (0~99.9μm); 1μm (100~1250μm)
Measurement method	Single/continuous
Measurement mode	MAX/MIN/AVG
Metal type	Ferrous/ non-ferrous
Display type	2-inches TFT LCD (320 x 240 pixels)
Data storage	500 sets

Features	
LCD brightness control	Auto rotatable screen
Unit conversion	Audio alarm
LED alarm	PC analysis software
USB communication	Quick test mode
Auto power off	Low battery indication

Characteristics	
Standard accessories	Micro USB interface cable, calibration pieces, batteries, English manual
Power	3V battery (R03) x 2
Display	48 x 36mm
Product size	153.5 x 64.5 x 41mm
Product net weight	175g
Standard individual packing	Gift box, cloth bag
Standard quantity per carton	10pcs
Standard carton measurement	450 x 325 x 255mm
Standard carton gross weight	5.9kg



UT352

UT352 sound level meter can measure noise level and output results in dB. A or C weighted modes can be selected depending on the application. UT352 consume very little power and can continuously work up to 20 hours. They are suitable for industrial and environmental sound level measurements.

Specifications	Range	UT352
Certificates	CE, UKCA	
Range	30~130dB	
Accuracy	±1.5dB	
Frequency	31.5Hz~8000Hz	
Frequency weighting	A&C	
Sampling rate (Fast)	8 times/s	
Sampling rate (Slow)	1 time/s	
Data storage	63	
Analog outputs (AC)	0.707Vrms full scale; Output impedance: around 600Ω	
Analog outputs (DC)	2Vrms full scale; 10mV/dB; Output impedance: around 100Ω	

### Features

Powered by batteries or external power source

Data hold

LCD backlight

A (ear)/C (machine) weighted modes

Auto power off (cancelable)

63 sets of data storage

AC/DC analog signal output

Simulated analog bar

Manual/auto range selectable

Analog bar graph: 30~130dB

Low battery indication: ≤4.8V

MAX/MIN

High/low alarm

### Characteristics

Standard accessories	Windscreen, leather box, English manual
Power	1.5V battery (LR6) x 4
Display	53 x 41mm
Product size	273 x 70 x 39mm
Product net weight	330g
Standard individual packing	Gift Box
Standard quantity per carton	10pcs
Standard carton measurement	670 x 415 x 120mm
Standard carton gross weight	7.3kg

UT353/UT353BT mini digital sound level meters measure noise and display results on LCD. These meters can constantly monitor noise level. UT353BT can transfer measurement data through Bluetooth to UNI-T's custom mobile APP (iENV2.0) for further analysis, storage, and export. iENV2.0 can be downloaded from Google Play, Apple Store or UNI-T's website by searching 'iENV2.0'.



(UT353BT)



(UT353BT)



UT353BT

Specifications	UT353	UT353BT
<b>Certificates</b>	CE, UKCA	
Noise (A weighted)	30~130dB	30~130dB
Accuracy	±1.5dB	±1.5dB
Resolution	0.1dB	0.1dB
Sampling rate	Fast: 125ms; Slow: 1000ms	Fast: 125ms; Slow: 1000ms
Frequency range	31.5Hz~8kHz	31.5Hz~8kHz
Bluetooth APP		v

Features	
MAX/MIN	Data hold
LCD backlight	Auto power off
Low battery indication	Adjustable sampling rate
1/2 inch condenser microphone	Overload indication

Characteristics	
Standard accessories	Batteries, windscreen, English manual
Power	1.5V battery (R03) x 3
Display	32 x 26mm
Product size	150 x 52 x 27mm
Product net weight	116g
Standard individual packing	Blister
Standard quantity per carton	UT353: 40pcs; UT353BT: 20pcs
Standard carton measurement	UT353: 505 x 330 x 280mm; UT353BT: 367 x 262 x 290mm
Standard carton gross weight	UT353: 8.42kg; UT353BT: 4.2kg

UT360 series anemometers can measure temperature, wind speed, and wind count. These meters can be used in energy saving, HVAC, fishing and other industries that use exhaust or ventilation systems.



UT362

Specifications	Range	UT361	UT362
<b>Certificates</b>	<b>CE, UKCA</b>		
Wind speed measurement	2m/s~10m/s 10m/s~30m/s	±(3%+0.5) ±(3%+0.8)	±(3%+0.5) ±(3%+0.8)
Wind count measurement (CMM)	0.001~9999 x 100		
Wind count measurement (CFM)	0.001~9999 x 100		
Temperature measurement	0°C~40°C (32°F~104°F)	±3°C (±4°F)	±3°C (±4°F)
Display count		10000	10000
Data storage		2044	2044
USB interface			√

Features	
Selectable units	MAX/MIN mode
LCD backlight/data hold	Auto power off
Low battery indication: ≤7.2V	Auto record time setup
Wind speed display: Display "VEL"	Wind count display: Display "FLOW"

Characteristics	
Standard accessories	Battery, USB interface cable (UT362), English manual
Power	9V battery (6F22)
Display	57 x 37mm
Product size	162 x 78 x 30mm
Product net weight	375g
Standard individual packing	Gift box, carrying bag
Standard quantity per carton	10pcs
Standard carton measurement	460 x 335 x 210mm
Standard carton gross weight	6.8kg

UT363/UT363BT are mini wind speed and temperature meters. UT363 and UT363BT can measure wind speeds up to 30m/s. UT363BT can transfer measurement data through Bluetooth to UNI-T's custom mobile APP (iENV2.0) for further analysis, storage, and export. iENV2.0 can be downloaded from Google Play, Apple Store or UNI-T's website by searching 'iENV2.0'.



(UT363BT)



(UT363BT)



UT363BT

Specifications	UT363	UT363BT
<b>Certificates</b>	CE, UKCA	
Wind speed	0~30m/s	0~30m/s
Wind speed accuracy	±(5%+0.5)	±(5%+0.5)
Wind speed resolution	0.1m/s	0.1m/s
Temperature	-10~50°C/14~122°F	-10~50°C/14~122°F
Temperature accuracy	±2°C/±4°F	±2°C/±4°F
Temperature resolution	0.1°C/0.2°F	0.1°C/0.2°F
Wind scale	Level 0~12	Level 0~12
Wind scale accuracy	±1	±1
Sampling rate	0.5s	0.5s
Bluetooth APP		√

Features	
MAX/AVG	Data hold
LCD backlight	Auto power off
Overload indication	Low battery indication

Characteristics	
Standard accessories	Batteries, English manual
Power	1.5V battery (R03) x 3
Display	32 x 26mm
Product size	160 x 50 x 28mm
Product net weight	118g
Standard individual packing	Blister
Standard quantity per carton	UT363: 40pcs; UT363BT: 20pcs
Standard carton measurement	UT363: 505 x 330 x 280mm; UT363BT: 332 x 262 x 290mm
Standard carton gross weight	UT363: 8.42kg; UT363BT: 4.2kg

UT363S is a stable, safe and reliable split-type anemometer, featuring quick detection, low consumption and high accuracy. It can be widely used in mining, electrical, iron and steel, petrochemical, energy-saving, navigation, fan manufacturing, exhaust ventilation, sporting and more sectors.



UT363S

Specifications	Range	Accuracy
<b>Certificates</b>	<b>CE, UKCA</b>	
Wind speed	0.4~30m/s	±(5%+0.5m/s)
	1.4~108km/h	±(5%+1.5km/h)
	78~5905ft/min	±(5%+100ft/min)
	0.7~58knots	±(5%+1knots)
	0.8~67mph	±(5%+1mph)
Temperature	-10~50°C/14~122°F	±2°C/±4°F
Wind scale	0~12	±1
Sampling rate	0.5s	
Units	m/s, km/h, ft/min, knots, mph, °C/°F	
Working temperature	0°C~40°C	

Features	
Overload indication	Auto range/auto power off
Low battery indication	Data hold
MAX/MIN/AVG	Backlight

Characteristics	
Standard accessories	Batteries, English manual
Power	1.5V battery (R03) x 3
Display	35 x 32mm
Product size	120 x 53 x 43mm
Product net weight	365g
Standard individual packing	Gift box, blister
Standard quantity per carton	20pcs
Standard carton measurement	550 x 295 x 350mm
Standard carton gross weight	7.2kg

UT370 series non-contact tachometers measure rotating speed of shaft or disk with a point laser and reflective tape (on the object being measured). These meters can output RPM or count readouts without interfering with the equipment in operation.



UT372




Specifications	Range	UT371	UT372
<b>Certificates</b>	<b>CE, UKCA</b>		
RPM range	10RPM~99999RPM	±0.03	±0.03
Counts	0~99999 Max. input frequency: 10kHz; bandwidth: 5%	√	√
Target distance	50mm~200mm	√	√
Display count	100000	√	√
USB interface			√

Features	
Data hold	Low battery indication
Auto power off	MAX/MIN/AVG mode

Characteristics	
Standard accessories	Reflective tape, English manual
Power	1.5V battery (LR6) x 4
Display	53 x 41mm
Product size	184 x 56 x 34mm
Product net weight	100g
Standard individual packing	Blister
Standard quantity per carton	10pcs
Standard carton measurement	425 x 295 x 180mm
Standard carton gross weight	3.5kg

UT373 is a reliable digital non-contact tachometer used to measure rotation speed of motors and other machines. This device is able to display results in RPM or revolution count. UT373 is able to safely measure rotational objects through a non-intrusive method.



UT373

Specifications	Range	Resolution	Accuracy
<b>Certificates</b>	CE, UKCA		
RPM measurement	10~99999RPM	0.1	±(0.04%+2)
Counting measurement	0~99999 counts	1	±1
Refresh rate	1s to 7s (>120rpm for 1s)		
Sensor type	Photodiode and laser tube		
Target distance	50mm~200mm		
Measuring angle	±30° from perpendicular		
Drop proof	1m		

Features	
Auto range	Data hold
Auto power off	MAX/MIN
Low battery indication	Overload indication
Laser-on indication	LCD backlight

Characteristics	
Standard accessories	Batteries, reflective tape, English manual
Power	1.5V battery (R03) x 3
Display	5-digit segment code; 99999 max display
Product size	120 x 53 x 28.5mm
Product net weight	85g (excluding battery)
Standard individual packing	Gift box
Standard quantity per carton	20pcs
Standard carton measurement	272 x 225 x 220mm
Standard carton gross weight	3kg

UT377A is a digital meter designed to measure the moisture content of wood, paper, plywood, and other wooden materials. This device classifies wood into four categories based on material density, and applies temperature compensation algorithm to ensure measurement accuracy. UT377A's miniature design, low power consumption, and high precision all make this a great product choice for measuring wood moisture content.



UT377A



Specifications	Range	Resolution	Accuracy
<b>Certificates</b>	CE, UKCA		
Wood moisture	2~40%	0.1%	±2%
Refresh rate	2 times/s		
Operating temperature	0°C~40°C		

Features	
Auto range	MAX/MIN
Auto power off	Wood categories
Low battery indication	Backlight
Data hold	Ambient temperature correction

Characteristics	
Standard accessories	Batteries, English manual
Power	1.5V battery (R03) x 3
Display	35 x 32mm
Product size	135 x 53 x 28mm
Product net weight	130g
Standard individual packing	Gift box
Standard quantity per carton	20pcs
Standard carton measurement	272 x 225 x 215mm
Standard carton gross weight	3.5kg

UT380 series light meters measure light intensity and display results in Lux or Fc. It has a high sampling rate of 100/s. UT380 series 'low power consumption allows up to 200 hours of continuous operation. Results can be stored within the device and transferred to PC for further analysis, printing and storage.



UT382

Specifications	Range	UT381	UT382
<b>Certificates</b>	<b>CE, UKCA</b>		
Illuminance measurement (Lux)	20 Lux~20000 Lux	±(3%+8)	±(3%+8)
Illuminance measurement (Fc)	2 Fc~2000 Fc	√	√
Display count		2000	2000
Data storage		2044	2044
USB interface			√

Features	
Auto range	MAX/MIN mode
Auto power off/data hold	Auto record time setup
Low battery indication	Real-time clock

Characteristics	
Standard accessories	English manual
Power	9V battery (6LF22)
Display	22.5 x 32.5mm
Product size	195 x 45 x 26mm
Product net weight	185g
Standard individual packing	Blister, gift box, Carrying bag
Standard quantity per carton	10pcs
Standard carton measurement	445 x 320 x 180mm
Standard carton gross weight	3.4kg

UT383/UT383BT can effectively measure light intensity and display results in units of Lux or Fc. UT383BT can transfer measurement data through Bluetooth to UNI-T's custom mobile APP (iENV2.0) for further analysis, storage, and export. iENV2.0 can be downloaded from Google Play, Apple Store, or UNI-T's website by searching 'iENV2.0'.



(UT383BT)



(UT383BT)



UT383BT

Specifications	UT383	UT383BT
<b>Certificates</b>	CE, UKCA	
Illuminance measurement (Lux)	0~199,900Lux	0~199,900Lux
Illuminance measurement (Fc)	0~18,500Fc	0~18,500Fc
Accuracy	±(4%+8)	
Resolution	1Lux (0~9999Lux)	
	10Lux (≥10,000Lux)	
	100Lux (≥100,000Lux)	
	1Fc (0~9999Fc); FC=Lux/10.76	
Sampling time	0.5s	
Bluetooth APP		√
Tripod mounting hole		√

Features	
MAX/MIN	Data hold
LCD backlight	Auto power off
Overload indication	Low battery indication

Characteristics	
Standard accessories	Batteries, English manual
Power	1.5V battery (R03) x 3
Display	32 x 26mm
Product size	160 x 50 x 28mm
Product net weight	118g
Standard individual packing	Blister
Standard quantity per carton	UT383: 40pcs; UT383BT: 20pcs
Standard carton measurement	UT383: 505 x 330 x 280mm; UT383BT: 332 x 262 x 290mm
Standard carton gross weight	UT383: 8.42kg; UT383BT: 4.2kg



**Applications:**

Public settings,  
light manufacturing,  
photo studios,  
interior renovation,  
construction,  
greenhouses.

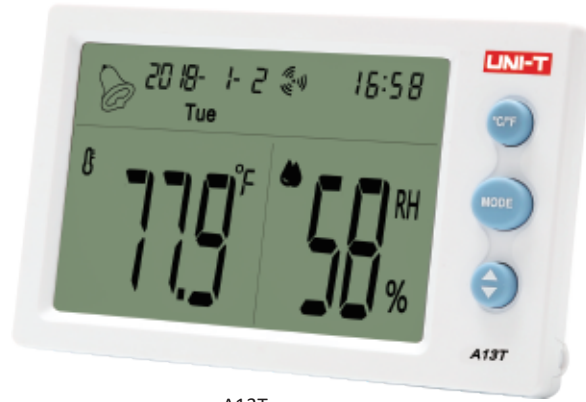
Specifications	Range	Resolution	Accuracy
<b>Certificates</b>	CE, UKCA		
Illuminance	0~199,900Lux	1Lux (0~9999Lux)	±(4%+8)
		10Lux (≥10,000Lux)	±(5%+10)
		100Lux (≥100,000Lux)	±(5%+10)
		0.1Fc (0~999.9Fc)	±(4%+8)
		1Fc (≥1000Fc)	±(5%+10)
		10Fc (≥10,000Fc)	±(5%+10)

Features	
Split probe	Sampling time: 0.5s
Auto range	Lux/Fc selectable
Max/Min	Overload indication (LO/HI)
Data hold	Backlight
Auto power off	Low battery indication

Characteristics	
Standard accessories	Batteries, English manual
Power	1.5V battery (R03) x 3
Display	35 x 32mm
Product size	110 x 53 x 26mm
Product net weight	300g
Standard individual packing	Blister, gift box
Standard quantity per carton	20pcs
Standard carton measurement	560 x 300 x 335mm
Standard carton gross weight	6.9kg

A13T measures real-time temperature and humidity and displays readings on a large screen. It can be used for both indoor and outdoor measurements. A13T has alarm clock, 12/24 clock mode, hanging hole, and wall or table mount stand.

**Applications:** Offices, hotels, schools, factories, meeting rooms, pharmacies, warehouses, restaurants, greenhouses, nurseries, gardens, homes, shopping malls, museums, animal husbandry, and more.



A13T

Specifications	Range	Accuracy
<b>Certificates</b>	<b>CE, UKCA</b>	
Temperature (°C)	-10°C~50°C	±1°C (0~40°C)
Humidity	20%~95%RH	±5%RH (40%~80%RH)
°C/°F selection	√	
Sampling time	10s	
Alarm clock/time display	√	
Date/calendar	√	
12/24 hour modes	√	

Characteristics	
Standard accessories	Batteries, English manual
Power	1.5V battery (R03) x 1
Display	92.5 x 60mm
Product size	130 x 22 x 78mm
Product net weight	110g
Standard individual packing	Gift box
Standard quantity per carton	80pcs
Standard carton measurement	400 x 330 x 290mm
Standard carton gross weight	12.2kg

A25 series air quality meters are used to measure PM2.5 concentration. A25 series can be used in homes, offices, hotels, schools, factories, hospitals, restaurants, and other public places.

## Features

Precise PM2.5 concentration based on pre-calibrated sensors

Temperature measurement (°C/°F)

Humidity measurement (A25D)

Emoticon display

LCD backlight and red backlight alarm

Battery status, auto power off



A25M



A25D

Specifications	Range	A25M	A25D
<b>Certificates</b>	<b>CE, UKCA</b>		
PM2.5 (ug/m <sup>3</sup> )	0~100	±(10ug/m <sup>3</sup> +10dgts)	±(10ug/m <sup>3</sup> +10dgts)
	101~400	±(10%+30dgts)	±(10%+30dgts)
	401~500	±(10%+50dgts)	±(10%+50dgts)
Formaldehyde (mg/m <sup>3</sup> )	0~2		
Temperature	-10°C~50°C	For reference only	±1°C
Humidity	5%~99%RH		±5%RH@30%~80%RH
			±8%RH@<30%RH, >80%RH

## Characteristics

Standard accessories	1m micro USB cable, wall mount (A25M), English manual
Power	A25M: 520mAh Li-ion battery; A25D: 1500mAh Li-ion battery
Display	A25M: 35 x 35mm; A25D: 42 x 65mm
Product size	A25M: 64 x 60 x 28mm; A25D: 75 x 55 x 130mm
Product net weight	A25M: 85g; A25D: 230g
Standard individual packing	Gift box
Standard quantity per carton	A25M: 20pcs; A25D: 5pcs
Standard carton measurement	A25M: 325 x 215 x 210mm; A25D: 360 x 185 x 140mm
Standard carton gross weight	A25M: 4.5kg; A25D: 2.35kg

A37 is used to detect CO<sub>2</sub> concentration in different environments. The LCD displays CO<sub>2</sub> concentration, temperature, humidity, and date/time together. Air quality is indicated with emoticons. When CO<sub>2</sub> concentration gets too high, audio and visual alarm will go off.



A37

Specifications	Range	Resolution	Accuracy
<b>Certificates</b>	<b>CE, UKCA</b>		
Carbon dioxide	400ppm~5000ppm	1ppm	±(5% + 50ppm)
Temperature	-10°C~50°C	0.1°C	±1°C
Relative humidity	0%RH~99%RH	1%RH	±5%RH (10%RH~90%RH) at 25°C
ABC	Automatic baseline correction		
Sensor type	NDIR		
Operating temperature	0°C~50°C, 0%RH~85%RH		
Storage temperature	-20°C~60°C, 0%RH~95%RH		

Features	
Audible and visual alarm	Low battery indication
3.7V Li-ion battery	Auto power off
Date/time	Backlight

Characteristics	
Standard accessories	Micro USB cable, English manual
Power	3.7V DC Li-ion battery/ Micro USB charging port
Display	42 x 65mm
Product size	75 x 55 x 130mm
Product net weight	195g
Standard individual packing	Gift box
Standard quantity per carton	5pcs
Standard carton measurement	360 x 185 x 140mm
Standard carton gross weight	2.35kg

A61 is an IP65 rated thermometer with FDA certified stainless steel probe. It is equipped with a protective shell to prevent accidental skin puncture and burning. With its portable pen-like design, clear backlight display, and auto power off functions, A61 is a useful temperature measurement tool for cooking, refrigeration, heating, food processing and other applications.



LED alarm



Data hold



Pen-type design



MAX/MIN/  
Real-time



IP65



Unit conversion



Specifications	Range
Certificates	CE, UKCA
Measurement range	-40°C~250°C (-40°F~482°F)
Accuracy	±1°C (-20°C≤T<100°C); ±2°C (T≤20°C; T≥100°C) ±2°F (-4°F≤T<212°F); ±4°F (T≤4°F; T≥212°F)
Minimum measuring depth	12mm
Sensor	NTC
Stabilization time	20s
Resolution	0.1°C (0.1°F)
Battery duration	12h
Operating temperature	0°C~40°C (32°C~104°C)
Storage temperature	-20°C~60°C (-4°C~140°C)
Operating humidity	<RH80% (Non condensable)

Characteristics	
Standard accessories	Battery, English manual
Power	3V battery (CR1632)
Display	26.6 x 10.6mm
Product size	190 x 29.5 x 15.5mm
Product net weight	50.8g
Standard individual packing	Blister
Standard quantity per carton	40pcs
Standard carton measurement	520 x 210 x 280mm
Standard carton gross weight	5kg

# Layout and Measurement Tools

From home DIY projects to utility project layouts, UNI-T's layout and measurement tools can help to accurately measure distance (laser distance meter), project horizontal/vertical levels (laser levels), and detect objects behind walls during construction (wall scanners).





**One-button operation**




**Single measurement**



**Rear measurement reference**



**Unit conversion**



**Portable and compact**



**Dual measurement mode**



LM40T


Specifications	Range
Certificates	CE, UKCA
Display type	LCD
Display size	1.2-inches
Range	40m; tape: 5m
Min. display unit	0.001m
Measurement units	m/ft+in
Measurement basis	Rear
Accuracy	$\pm(2\text{mm}+5 \times 10^{-5}\text{D})$
Laser class	2
Laser type	630~670nm, <1mW
Drop test	1m

#### Features

- Auto power off
- Auto laser off
- Battery status display

#### Characteristics

Power	1.5V battery (LR03) x 2
Product size	86 x 50 x 80mm
Product net weight	305g
Standard individual packing	Gift box, English manual
Standard quantity per carton	20pcs
Standard carton measurement	345 x 315 x 230mm
Standard carton gross weight	8.7kg



LM60T is a 2-in-1 laser tape designed with 5m and 60m range for tape and laser distance measurements. It is widely used in home decoration, engineering, construction, and other industries.



LM60T

Specifications	Range
<b>Certificates</b>	CE, UKCA
Display type	EBTN-LCD
Display size	1.22-inches
Range	60m laser, 5m tape
Measurement units	m/ft/in/''
Measurement basis	front/rear
Accuracy	±2.0mm
Laser class	class 2
Laser type	630~670nm, <1mW
Single measurement	√
Continuous measurement	√
Area	√
Volume	√
Pythagoras	√
Power indication	√
Automatic laser shutdown	30 seconds
Auto power off	3 minutes
Data storage	20 sets
Drop test	1m

Features
Single measurement
Dual measurement
Portable and compact
Continuous measurement

Characteristics	
Power	350mAh
Product net weight	300g
Product size	85 x 56.3 x 81.5mm
Standard individual packing	USB interface cable, Gift box, Manual, Blister
Standard quantity per carton	20pcs
Standard carton measurement	345 x 315 x 230mm

The newly designed LM series laser distance meters can measure distance with a 1mm precision. LM series can also measure area, volume, addition, Pythagoras, and more. It can also store 99 groups data. These meters can be used in interior/exterior design, construction, factory supervision, engineering inspection, traffic accident evidence gathering, real estate development, fire assessment, and more.



LM50A



LM120A

Specifications	LM50A	LM70A	LM100A	LM120A
<b>Certifications</b>	CE, UKCA			
Display size	2.0-inches			
Range	50m	70m	100m	120m
Display type	LCD			
Min. display unit	0.001m			
Measurement units	m/ft/in			
Measurement basis	front/rear			
Accuracy	$\pm(2\text{mm}+5 \times 10^{-5} D)$			
Laser class	2			
Laser type	630~670nm, <1mW			
<b>Features</b>				
Single measurement	√			
Continuous measurement	√			
Max/Min/Area	√			
Volume	√			
Pythagoras	√			
Add/Subtract	√			
Self calibration	√			
Horizontal bubble	√			
Data storage	99 groups			
Auto power off	3 minutes without operation			
Auto laser off	30s without operation			
Storage temperature	-20°C~60°C			
Operating temperature	0°C~40°C			

General Characteristics	
Power	1.5V battery (LR03) x 2
Product color	Red and grey
Product size	122mm x 52mm x 29.5mm
Standard accessories	Carrying bag
Standard individual packing	Gift box, English manual
Standard quantity per carton	40pcs
Standard carton measurement	470 x 340 x 360mm

LM320 series digital angle meters are used to measure precise angle in a variety of applications. Designed with 2/4 magnetic sides, and dual laser design (LM320B), LM320 can be used in manufacturing, home decoration/DIY, and other applications requiring accurate angle measurements.

Model	LM320A	LM320B
Certifications	CE, UKCA	
Measurement range	4 x 90°	
Accuracy	± 0.2°	
Resolution	0.01°	
Display type	EBTN-LCD	
Laser indication		dual laser
Charging	USB Type C	
Operating time	2h	
Magnet base	two sides	four sides
Auto power off	√	
Relative / Absolute measurement	√	
Low battery indication	√	

General Characteristics	
Power	3.7V lithium battery (300mAh)
Product color	Black and red
Product net weight	106g
Product size	60 x 60 x 30mm
Standard accessories	Type-C male to female extension cable, USB adapter
Standard individual packing	Gift box, English manual
Standard quantity per carton	6pcs
Standard carton measurement	165 x 150 x 130mm



LM320A



LM320B



These laser levelers are equipped with green LD laser, suitable for large or bright work places. Its applications include: horizontal, vertical, cross line projection for decoration, building construction, home decoration, renovation, furniture installation, flooring, and project layout.



**LM312 wall mount**  
LM312 is suitable for  
LM573LD-II/575LD/576LD only.



LM576LD

Specifications	LM570LD-II	LM573LD-II	LM575LD	LM576LD	LM585LD
<b>Certificates (LM570LD-II/575LD only)</b>	CE, UKCA				
Laser type	Green LD	Green LD	Green LD	Osram green LD	Osram green LD
Laser lines	2 lines	3D 12 lines	3D 12 lines	3D 16 lines	8 lines
Operating distance	10m	40m	40m	30m	30m
Laser accuracy	±3mm/10m	±3mm/10m	±3mm/10m	±3mm/10m	±3mm/10m
Outdoor pulse mode		√	√	√	√
Remote control		√	√	√	√
Self-leveling range	3°±1°	±3°	±3°	±3°	±3°
Self-leveling time	3s	<3s	<3s	<3s	<3s
Working hours	4h	>6h	>6h	>4h	>4h
Laser wavelength	520nm				
Laser class	2				

#### Features

Osram LD green laser(LM576/585LD)	Self-leveling mode & manual mode
Outdoor pulse mode	5200mAh Li-ion battery
Type-C DC-in port	includes wall mount (LM573LD-II/575LD/576LD)

#### Characteristics

Standard accessories	USB cable, adapter, English manual
Power	LM570LD-II: 1.5V battery x 2 (LR6); LM573LD-II/LM575LD/LM576LD/LM585LD: 3.7V Li-ion battery 5200mAh
Product size	LM570LD-II: 85.5 x 62 x 90.3mm; LM573LD-II: 119 x 89 x 138mm; LM575LD/LM576LD: 138 x 89 x 147mm; LM585LD: 138 x 89 x 136mm
Product net weight	LM570LD-II: 240g; LM573LD-II/LM575LD: 694g; LM576LD: 653g; LM585LD: 591g
Standard individual packing	Gift box, tool box
Standard quantity per carton	LM570LD-II: 20pcs; LM573LD-II/LM575LD/LM576LD/LM585LD: 4pcs
Standard carton measurement	LM570LD-II: 420mm x 320mm x 350mm; LM573LD-II/LM575LD/LM576LD/LM585LD: 620mm x 355mm x 325mm
Standard carton gross weight	LM570LD-II: 10.71kg; LM573LD-II/LM575LD/LM576LD: 10.63kg; LM585LD: 10.22kg

UNI-T's new LM555LD laser level enables you to locate horizontal line, vertical line, and V-H cross-point accurately. The new and improved laser level is a perfect tool for building construction, home decoration, renovation, furniture installation, flooring, and project layout.



LM555LD

Specifications	LM555LD
Display type	Green LD
Line type	4V1H 1D
Laser wavelength	510~515nm
Light source	≤1mW
Laser class	2
Expanded Angle	H130°/V110°
H/V accuracy	±2mm/10m
Self-leveling range	±3.5°
Self-leveling method	Gravity pendulum magnetic damping
Self-leveling time	<3s
Working distance	Line 20m, point 25m@200lux
Operating time	>5h (all lasers on)
Operating temperature range	-5°C to 40°C
Storage temperature range	-20°C to 60°C
IP rating	IP54

Features	
IP54 water and dust resistant	Self leveling
Built-in Li-ion battery	Working radius: 20m

Characteristics	
Standard accessories	Safety goggles, adapter, USB cable, mark ruler, English manual
Power	3.7V Li-ion battery 4000mAh
Product size	126 x 120 x 204.5mm
Product net weight	Around 1kg
Standard individual packing	Gift box, tool box
Standard quantity per carton	4pcs
Standard carton measurement	505 x 415 x 285mm
Standard carton gross weight	9.1kg

UNI-T's LM series laser rangefinders enable accurate measurement of height, distance, and angle. The new speed measurement function adopts low power pulsed laser that is safe for the eyes. LM series laser rangefinders are perfect tools for a wide variety of applications such as engineering surveying, building construction, navigation, golf, and hunting.



Distance:  
5~1500yd



HD coating



Skidproof



Angle:  $\pm 45^{\circ}$



6X optical  
zoom telescope



Height:  
0~600yd



Speed: 0~300km/h  
(0~186mi/h)



Built-in  
Li-ion battery



Specifications	LM600	LM1000	LM1500
<b>Certificates</b>	CE, UKCA		
Distance range	5~600yd	5~1000yd	5~1500yd
Height	250yd	450yd	600yd
Accuracy	$\pm 1\text{yd} \pm D \times 0.2\%$		
Magnification	6X		
Lens diameter	24mm		
Height error	$\pm 0.5\text{yd}$		
Velocity range	0-300km/h (reference only)		
Angle	$\pm 45^{\circ}$		
Angle error	$\pm 1^{\circ}$		
Pulse laser	Harmless to eyes		
Silent operation	Auto power off system		
Fast distance measurement	√		
LCD display	√		
Tripod mounting hole	√		

Characteristics	
Standard accessories	Carrying bag, hanging cord, USB interface cable, English manual
Power	3.7V Li-ion battery 1500mAh
Product size	114 x 76 x 48mm
Product net weight	230g
Standard individual packing	Gift box
Standard quantity per carton	6pcs
Standard carton measurement	350 x 315 x 112mm
Standard carton gross weight	LM600: 2.6kg; LM1000/LM1500: 2.94kg

The LM2000 is a long range laser rangefinder for outdoor engineering. The main body is covered with anti-slip durable soft rubber that covers 80% of the entire device. LM2000 measure up to 2000 meters, equipped with 8X optical zoom. LM2000 is a highly accurate device designed for professionals. It is powered by 18650 lithium battery and charges through type-C USB cable.



Specifications	Range
<b>Certificates</b>	CE, UKCA
Range	2000m
Measuring unit	m/yd/ft
Accuracy	$\pm(0.3m+0.001 \times Dm)$
Angle range	-90°~90°
Tilt angle accuracy	$\pm 0.5^\circ$
Gyroscope angle accuracy	$\pm 0.1^\circ$
Laser wavelength	905nm
Field of view	6°
Magnification	8X
Object lens diameter	23mm
Eye-piece diameter	31mm
Exit pupil diameter	3.8mm
Diopter	$\pm 7D$
Diopter adjustment	Manual
LCD display	Black (Red) bicolor R-Plcd
Charging interface	Type-C
Data export	USB



Features	
Tripod screw hole	Flagpole lock mode (close-range priority)
Rain and fog (long-range priority)	Vertical height between two points
Point to point	Auto height/auto level
Auto power off	Continuous measurement
Angle measurement	Azimuth angle

Characteristics	
Power	2000mAh Lithium battery
Product size	149 x 125 x 55mm
Product net weight	593g
Standard quantity per carton	4pcs
Standard carton measurement	400 x 335 x 120mm
Standard carton gross weight	4.7kg



UT387 series wall scanners are great tools designed for construction and home improvement sector. These scanners can pick up hidden objects behind walls, such as metals, live electrical wires, and wood. UT387A is designed for dry wall, but it can also effectively scan hardwood flooring, plywood, and coated wooden walls. It has two scanning modes, these are used for scanning walls of different thickness.

Specifications	UT387A	UT387B	
<b>Certificates</b>	CE, UKCA		
	Maximum detectable distance		
Ferrous metals	19mm (StudScan)	28.5mm (ThickScan)	80mm
Non-ferrous metals	19mm (StudScan)	28.5mm (ThickScan)	80mm
Copper conductors (live)	50mm (StudScan)	50mm (ThickScan)	50mm
Wood	19mm	28.5mm	20mm
Scanning modes	2	1	
Auto calibration	√		
User calibration		√	
Silent mode		√	

Features
Buzzer indication
Auto power off
Error calibration alarm
LED alarm
Low battery indication

Characteristics	
Standard accessories	Battery, English manual
Power	9V battery (6F22)
Product size	UT387A: 170 x 70.5 x 38.9mm; UT387B: 220 x 83 x 30mm
Product net weight	UT387A: 153g; UT387B: 274g
Standard individual packing	Gift box, carrying bag (UT387B)
Standard quantity per carton	10pcs
Standard carton measurement	295 x 290 x 205mm
Standard carton gross weight	4.5kg



UT387A



UT387B



UNI-T's new wall scanner UT387 series enables you to detect electric wire, metal object, wooden beams accurately. The new and improved wall scanners are great tools for interior finish, renovation, furniture installation, flooring, pipe installation, and building construction.

Specifications	UT387C	UT387D
Certificates	CE, UKCA, FCC	
Detect principle	Electro-magnetic induction	Electro-magnetic induction
Detects	Wooden beam, metal object, electric wire	Wooden beam, metal object, electric wire
Metal-scan depth	76mm	100mm @iron pipe; 80mm @brass pipe
Stud-scan depth (wood)	28.5mm	38mm
Thick-scan depth (wood)	38mm	
AC electric wire depth	51mm	50mm
Detect accuracy	±15mm @28.5mm depth drywall	±15mm @28.5mm depth drywall
Calibration error alarm	√	
Notifications	LED/buzzer	Voice

Characteristics	
Power	UT387C: 9V battery (6F22); UT387D: 3.7V 300mAh Li-ion
Product size	UT387C: 170 x 70.5 x 38.9mm; UT387D: 135 x 60 x 25mm
Product net weight	UT387C: 247g; UT387D: 112g
Standard quantity per carton	20pcs
Standard carton measurement	UT387C: 560 x 345 x 240mm; UT387D: 395 x 295 x 230mm
Standard carton gross weight	UT387C: 6.7kg; UT387D: 5.3kg



UT387C



UT387D



The new UT387 series wall scanners used to detect a variety of objects behind the wall, designed with multiple measurement modes and additional functions to conveniently measure distance and wood moisture. It is widely used in home renovation, home improvement, and DIY projects.



2.4 inch  
color screen



voice broadcast



Li-on battery



Auto power off



Multiple  
measurement modes




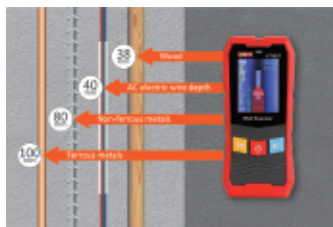
UT387E



UT387LM



UT387S



Specifications	UT387E	UT387LM	UT387S
<b>Certificates</b>	CE, UKCA		
Ferrous metals	100mm		
Non-ferrous metals	80mm		
Wood	38mm		
AC electric wire depth	40mm		
Laser distance	NA	40m	40m
Wood moisture (%)	NA	NA	6%~40%

Characteristics	
Product color	Red and Gray
Standard quantity per carton	20
Standard carton measurement	360 x 270 x 235mm

# Electrical Installation Testers

Electricity is a double-edged sword. It can bring us convenience by powering our homes, or it could be a curse when it is unsafely handled. For example, the break down of electric motors, cables and household appliances by high voltage or environmental factors such as corrosion, sunlight, humidity and dust may affect insulation or earth ground protection. These events may result in economic and energy loss, human injury, or even lead to catastrophes. UNI-T helps to minimize these risks by providing accurate and safe meters for measuring insulation, earth ground resistance, RCD, and more.



UT500 series digital insulation resistance testers, with their new design, large scale integrated circuit and digital circuit, are utilized to measure insulation resistance, alternating voltage and other parameters. This series of testers have features of complete functions, high accuracy, stable performances, comfortable and reliable operation. The tester is used in maintenance, test and verification for various electrical equipment and is applicable to measure insulation resistance of transformer, motor, cable, switch, electric appliances, etc.



UT501C



UT502C

Specifications	Output Voltage	Measurement Range	UT501C	UT502C
Insulation resistance	100V	0.00MΩ~100MΩ	√	
	250V	0.00MΩ~500MΩ	√	√
	500V	0.00MΩ~2.00GΩ	√	√
	1000V	0.00MΩ~5.00GΩ	√	√
	2500V	0.00MΩ~20.0GΩ		√
Insulation resistance accuracy		0.00MΩ~99.9MΩ: ±(3%+5)	√	
		100MΩ~5.00GΩ: ±(5%+5)		
		0.00MΩ~99.9MΩ: ±(3%+5)		
		100MΩ~9.99GΩ: ±(5%+5)		√
		10.0GΩ~20.0GΩ: ±(10%+5)		
Voltage measurement range	AC: 30V~750V (50Hz/60Hz), ±(2%+3)			
Short-circuit current	<2mA			
Powered by	Adapter (optional, without charging function) 6 x 1.5V AA alkaline batteries			
Auto power off	√			
Self-lock function	√			
Low battery indication	√			
Data hold	√			
Auto discharge	√			
Audible and visual alarm	√			
Overrange indication	√			
Backlight function	√			
Altitude	≤2000 m			
Operating temperature and humidity	0°C~35°C, <75% RH			
Storage temperature and humidity	-20°C~60°C, <80% RH			
Rating	CAT III 600V			



Characteristics	
Product color	Red + grey
Product weight(include batteries)	0.6kg
Product size	183.5mm x 115mm x 74mm
Accessories	User manual; test lead; alligator, strap, 1.5V AA batteries
Standard package	Gift box+ cloth bag
Package quantity	Outer carton: 20pcs
Package size	345 x 335 x 245mm

The UT516B is a digital 12kV insulation resistance tester with 6 test voltages: 500V, 1000V, 2500V, 5000V, 10000V and 12000V. Fine adjustment of voltages with 10% step at each range (except 12000V) is available. Test data can be saved in the tester memory and transferred to a PC via the dedicated USB cable. UT516B is easy to operate and widely used in measurement and maintenance of power equipment, power supply circuits, motors, cables, and other insulation materials.



UT516B

- AC/DC voltage
- USB data transfer
- Low battery indication
- Data storage
- LCD backlight
- Polarization Index
- Over-range alarm
- Max display
- Comparative measurement
- Measurement time selection

	Test Voltage	Range	Accuracy
Insulation Resistance Measurement	500V	0.50MΩ~4.99G	±(5%+5)
		5.00G~49.9GΩ	±(10%+10)
		50.0GΩ~500GΩ	for reference only
	1000V	1.00MΩ~9.99GΩ	±(5%+5)
		10.0G~99.9GΩ	±(15%+10)
	100GΩ~1000GΩ	for reference only	
2500V	2.50MΩ~24.9GΩ	±(5%+5)	
	25.0G~249GΩ	±(15%+10)	
250GΩ~2.5TΩ	for reference only		
5000V	5.00MΩ~49.9GΩ	±(5%+5)	
	50G~499GΩ	±(15%+20)	
500GΩ~5.0TΩ	for reference only		
10000V	10.0MΩ~99.9GΩ	±(10%+10)	
	100G~999GΩ	±(20%+20)	
	1000GΩ~10TΩ	for reference only	
12000V	12.0MΩ~99.9GΩ	±(10%+10)	
	100G~999GΩ	±(20%+20)	
	1000GΩ~10TΩ	for reference only	
Output voltage		500V, 1000V, 2500V, 5000V 10000V, 12000V	0~+10% -5~+10%
Load current	500V, 1000V, 2500V, 5000V 10000V, 12000V	1mA 0.15~1.2mA	0%~+20% 0%~+20%
DC voltage measurement	30V~1000V		±(3%+5)
AC voltage measurement	30V~750V (50~60Hz)		±(3%+5)
PC software for data analysis	√		
Backlight Function	√		
Data storage	999 sets of data		
Dielectric Absorption Ratio (DAR)	0.00~999		
Polarization Index (PI)	0.00~999		

Characteristics	
Standard accessories	User manual, test leads (red/black/green 1 each), USB cable, power adaptor, 1.5V alkaline batteries
Power	1.5V alkaline batteries (LR14) X 10, power adaptor
Display	71 x 34mm
Product size	410 x 342 x 204mm
Product net weight	6.6kg
Standard individual packing	Gift box, tool box
Standard quantity per carton	1pc
Standard carton measurement	510 x 320 x 420mm
Standard carton gross weight	10.2kg



UT502A

Test Voltage	Insulation resistance (Ω)	UT501A	UT501B	UT502A
<b>Certificates</b>	<b>CE, UKCA</b>			
100V	0MΩ~100MΩ	±(3%+5)		
250V	0MΩ~99.9MΩ 100MΩ~5GΩ	±(3%+5) ±(5%+5)	±(3%+5) ±(5%+5)	
500V	0MΩ~99.9MΩ 100MΩ~5GΩ	±(3%+5) ±(5%+5)	±(3%+5) ±(5%+5)	±(3%+5) ±(5%+5)
1000V	0MΩ~99.9MΩ 100MΩ~5GΩ	±(3%+5) ±(5%+5)	±(3%+5) ±(5%+5)	±(3%+5) ±(5%+5)
2500V	0MΩ~99.9MΩ 100MΩ~9.9GΩ 10GΩ~20GΩ			±(3%+5) ±(5%+5) ±(10%+5)
Test voltage accuracy	100V/250V/500V/1000V	0%~10%	0%~10%	0%~10%
Short-circuit current		<2mA	<2mA	<2mA
AC voltage (V)	30V~750V	±(2%+3)	±(2%+3)	±(2%+3)
Display count		2000	2000	2000
DAR	60s/15s and 60s/30s		√	√
PI			√	√
Meets IEC 61557	61557-1:2007; 61557-2:2007; 61557-4:2007 (UT502A only)			
Category ratings	CAT III 600V			

### Features

Auto range	High voltage indication
Low battery indication	Over load indication
LCD backlight	Auto discharge
Light alarm	Test voltage secondary display
Buzzer alarm	10MΩ internal resistance test

### Characteristics

Standard accessories	Batteries, test leads, alligator clips, elastic strap, test probes (UT502A), English manual
Power	1.5V battery (LR6) x 6
Display	70.6 x 34mm
Product size	150 x 100 x 71mm
Product net weight	500g
Standard individual packing	Gift box, carrying bag
Standard quantity per carton	20pcs
Standard carton measurement	500 x 380 x 330mm
Standard carton gross weight	UT501A: 17.7kg; UT501B: 20.9kg; UT502A: 18.9kg

UT505 series handheld true RMS insulation resistance testers combine features of a digital multimeter and insulation resistance tester. Aside from the typical multimeter functions, these meters can also measure insulation resistance, PI and DAR to determine the insulation status. UT505 can be used in insulation resistance testing of precision tools, motors, cables, transformers, switches, electrical appliances, and insulated materials.

Specifications	Insulation resistance ( $\Omega$ )	UT505A	UT505B
<b>Certificates</b>	<b>CE, UKCA</b>		
50V	0.01M $\Omega$ ~50M $\Omega$ 50M $\Omega$ ~1G $\Omega$	$\pm(3\%+5)$	$\pm(3\%+3)$ $\pm(3\%+3)$
100V	1G $\Omega$ ~10G $\Omega$ 0.01M $\Omega$ ~100M $\Omega$ 100M $\Omega$ ~1G $\Omega$	$\pm(3\%+5)$	$\pm(10\%+3)$ $\pm(3\%+3)$ $\pm(3\%+3)$
250V	1G $\Omega$ ~20G $\Omega$ 0.01M $\Omega$ ~200M $\Omega$ 200M $\Omega$ ~1G $\Omega$	$\pm(1.5\%+5)$	$\pm(10\%+3)$ $\pm(1.5\%+5)$ $\pm(1.5\%+5)$
500V	1G $\Omega$ ~50G $\Omega$ 0.01M $\Omega$ ~500M $\Omega$ 500M $\Omega$ ~1G $\Omega$	$\pm(1.5\%+5)$	$\pm(10\%+3)$ $\pm(1.5\%+5)$ $\pm(1.5\%+5)$
1000V	1G $\Omega$ ~100G $\Omega$ 0.1M $\Omega$ ~2000M $\Omega$ 2G $\Omega$ ~9.9G $\Omega$ 10G $\Omega$ ~20G $\Omega$ 20G $\Omega$ ~200G $\Omega$	$\pm(1.5\%+5)$ $\pm(10\%+3)$ $\pm(20\%+10)$	$\pm(10\%+3)$ $\pm(1.5\%+5)$ $\pm(5\%+3)$ $\pm(7\%+3)$ $\pm(20\%+3)$
Test voltage accuracy	50V/100V/250V/500V/1000V	0%~10%	0%~20%
Load current	1mA	0%~10%	0%~10%
Short circuit current		<2mA	<2mA
Leakage current (A)	10~2000 $\mu$ A		$\pm(10\%+3)$
Low resistance ( $\Omega$ )	0.01 $\Omega$ ~20k $\Omega$ (about 5V/>200mA) 0.01 $\Omega$ ~100 $\Omega$ (about 5V/>200mA/20mA optional)	$\pm(1.5\%+3)$	$\pm(1.5\%+3)$
General resistance ( $\Omega$ )	0.01k $\Omega$ ~10M $\Omega$		$\pm(3\%+3)$
DC voltage (V)	0V~600V	$\pm(2\%+3)$	$\pm(2\%+3)$
AC voltage (V)	0V~600V	$\pm(2\%+3)$	$\pm(1.5\%+5)$
Frequency (Hz)	45~1kHz		$\pm(0.1\%+3)$
Capacitance (F)	100pF~500 $\mu$ F		$\pm(5\%+5)$
Display count	6000		
Compliance standard	IEC 61557; 61557-1:2007; 61557-2:2007; 61557-4:2007		
Category ratings	CAT IV 600V		



UT505A

### Features

True RMS/analog bar graph	Continuity buzzer
DAR/PI timing measurement	99-group data storage
Comparison measurement	Step voltage
Auto fuse check (UT505B)	Auto range/auto power off
High voltage output alarm	LCD backlight/data hold
Auto discharge	Low battery indication

### Characteristics

Standard accessories	Batteries, test leads, test probes, alligator clips, English manual
Optional accessory	Remote test lead
Power	1.5V battery (LR6) x 6
Display	78 x 59mm
Product size	103 x 225 x 59mm
Product net weight	630g
Standard individual packing	Carrying bag, gift box
Standard quantity per carton	5pcs
Standard carton measurement	325 x 320 x 205mm
Standard carton gross weight	UT505A: 5.5kg; UT505B: 6.3kg



UT520 series can perform precise 3-wire and simple 2-wire earth resistance measurement for power and electrical systems, lightning protection equipment, and ground system of all electrical equipment. This series is UNI-T's introductory earth resistance tester with high economic value. Its lightweight design is convenient for field work.



UT522

Specifications	Range	UT521	UT522
<b>Certificates</b>	CE, UKCA		
Earth resistance (Ω)	0~20Ω	±(2%+10)	
	0~200Ω	±(2%+3)	
	0~2000Ω	±(2%+3)	
	0~40Ω		±(2%+20)
	0~400Ω		±(2%+3)
	0~4000Ω		±(2%+3)
AC earth voltage (V)	0~200V	±(1%+4)	
	0~400V		±(1%+6)
	Frequency: 50Hz/60Hz	√	√
Display count		2000	4000
Data storage		20	20
Category ratings	CAT III 600V		

Features	
Manual range	Double insulation protection
Low battery indication	Poor contact display: "...Ω"
Data hold	Over-range display: Display "OL"
LCD backlight/auto power off	Simple 2-wire testing
Full icon display	Precise 3-wire testing

Characteristics	
Standard accessories	Batteries, simple test leads with alligator clips, standard test leads with alligator clips, earth spike, elastic strap, English manual
Power	1.5V battery (LR6) x 6
Display	70.6 x 34mm
Product size	160 x 100 x 70.5mm
Product net weight	560g
Standard individual packing	Gift box, carrying bag
Standard quantity per carton	8pcs
Standard carton measurement	530 x 300 x 350mm
Standard carton gross weight	19kg

UT526 is a multifunctional electrical installation tester. It can be used to test insulation resistance, RCD status, low resistance continuity, and voltage measurements. UT526 can also be used to test power distribution system, lightning protection system and wiring systems to ensure safe operations.



UT526

Specifications	Range	UT526
<b>Certificates</b>	<b>CE, UKCA</b>	
Test voltages	Insulation resistance (Ω)	
250V	0.05MΩ~200MΩ	±(5%+5)
500V	0.05MΩ~300MΩ	±(5%+5)
1000V	0.05MΩ~500MΩ	±(5%+5)
Load current	1mA	±10%
Short circuit current	<2mA	V
<b>RCD</b>		
Operating voltage (Freq.)	220V (45Hz~65Hz)	±10%
Test current	10mA/30mA/100mA/300mA	0~20%
Trip time	0ms~2000ms (10mA)	±(5%+2)
	0ms~500ms (30mA)	±(5%+2)
	0ms~300ms (100mA, 300mA)	±(5%+2)
Low resistance continuity	Range: 0Ω~2000Ω	±(2%+5)
	Test voltage: around 5V	V
	Test current: >200mA (R<2Ω)	V
AC/DC Voltage measurement	0~440V	±(5%+2)
Frequency measurement	20~100Hz (for reference only)	V
Display count		10000
Manual range		V
Phase switch (RCD)	0°and 180°	V
Low battery indication		V
Auto AC voltage identification		V
Auto DC voltage identification		V
Red warning lights		V
Category ratings	CAT III 600V	

Characteristics	
Standard accessories	Batteries, carrying bag, elastic strap, test leads, alligator clips, test line, English manual
Power	1.5V battery (LR6) x 6
Display	71 x 34mm
Product size	160 x 100 x 71mm
Product net weight	380g
Standard individual packing	Gift box
Standard quantity per carton	10pcs
Standard carton measurement	445 x 440 x 180mm
Standard carton gross weight	12.8kg

UT572 is for measuring earth resistance and soil resistivity. It can automatically check interface connection and detect interference voltage/frequency. UT572 can perform 2/3/4-wire measurements for different on-site applications, such as power equipment wiring and lightning protection equipment.



UT572

Specifications	Range	Accuracy
<b>Certificates</b>	CE, UKCA	
Earth resistance (Re)	4Ω 40Ω/400Ω/4kΩ/40kΩ	±(3%+15) ±(3%+5)
Soil resistivity (ρ)	4Ω 40Ω/400Ω/4kΩ/40kΩ	±(3%+15) ±(3%+5)
Disturbance voltage (Ust)	50V (DC voltage/40Hz~500Hz)	±(3%+3)
Disturbance frequency (Fst)	40Hz~500Hz	±(1%+2)
Data storage	20	
Category ratings	CAT III 600V	

Features	
2/3/4-wire test	Data hold
Earth resistance test frequency: 94/128Hz	LCD backlight
Soil resistivity test distances: 1~40m	Auto power off
Earth resistance RH and RS test	Low battery indication: ≤9.5V
Compensating resistance RK test	

Characteristics	
Standard accessories	Batteries, simple test leads with alligator clips (double plugs x 1, single plug x 1), earth spike x 4, standard test leads with alligator clips (40m red x 1, 20m red x 1, 20m black x 1, 10m yellow x 1, 5m green x 1), elastic strap
Optional accessories	1.5V battery (LR6) x 8
Display	125 x 37mm
Product size	210 x 175 x 90 mm
Product net weight	1.1kg
Standard individual packing	Gift box, carrying bag, toolbox, English manual
Standard quantity per carton	2pcs
Standard carton measurement	475 x 378 x 335mm
Standard carton gross weight	14kg

UT582+ is mainly used to detect whether the RCD in the circuit can be triggered normally. It is only suitable for single-phase circuits with the supply voltage range of 195V~253V. Its voltage measurement range is 30V~600V, 45Hz~65Hz.



UT582+

Features	
Power off gear	Over-range display: OL
LCD backlight	With protect fuses
Data hold	Mis-operation buzzer
Auto ramp	Power off buzzer
Disconnect buzzer	Full icon display


Range setting	Rated operating current	Trip time	Accuracy
<b>Certificates</b>			
	CE, UKCA		
X 1/2	10mA/20mA/30mA/100mA/300mA/500mA	2000ms	-10%~0%
X 1	10mA/20mA/30mA/100mA/300mA	1000ms	0%~10%
	500mA	300ms	0%~10%
X 5	10mA/20mA/30mA	40ms	0%~10%
Auto ramp	10mA/20mA/30mA/100mA/300mA/500mA	300ms	-10%~10%
Trip time accuracy	±(2%+2)		
Operating voltage (Freq.)	195V~253V		
<b>Voltage measurement</b>			
Voltage range	30~600V		
Frequency	45Hz~65Hz		
Resolution	1V		
Accuracy	±(3%+3)		
Display count	1000		
Low battery indication	<7.2V		
APO auto power off	v		
Phase angle selection	0° and 180°		
Connections check	Simultaneously test the trip time and trip current		
Compliance standards	IEC 61010-1, IEC 61010-2-030, IEC 61010-2-033, IEC 61557-1:2007; IEC 61557-6:2007, EN61326-1, EN61326-2-2		
Lead sequence check	LCD		
Category ratings	CAT III 600V		

Characteristics	
Standard accessories	Test leads, elastic strap, English manual
Power	1.5V battery (LR6) x 6
Display	71 x 34mm
Product size	160 x 100 x 71mm
Product net weight	400g
Standard individual packing	Gift box, carrying bag
Standard quantity per carton	5pcs
Standard carton measurement	425 x 280 x 180mm
Standard carton gross weight	4.9kg

UT600 series digital inductance capacitance meters are used to test resistors, capacitors and inductors. They can also be used to measure transistor parameters. These meters can be used to check electronic components in labs, production lines, maintenance facilities and schools.



UT603



Specifications	Range	UT601	UT603
<b>Certificates</b>	<b>CE, UKCA</b>		
Resistance (Ω)	20Ω/200Ω/2kΩ/20kΩ/200kΩ/2MΩ/20MΩ/200MΩ/2000MΩ 200Ω/2kΩ/20kΩ/200kΩ/2MΩ/20MΩ	±(0.8%+1)	±(0.8%+1)
Capacitance (F)	200pF/2nF/20nF/200nF/2uF/20uF/200uF/2mF/20mF 2nF/20nF/200nF/2uF/20uF/200uF/600uF	±(0.5%+10)	±(1%+5)
Inductance (H)	2mH/20mH/200mH/2H/20H		±(2%+8)
Display count		2000	2000

Features
Manual range
Continuity buzzer
Diode/transistor
Low battery indication

Characteristics	
Standard accessories	Battery, test leads with alligator clips, holster, English manual
Power	9V battery (6F22)
Display	61 x 32 mm
Product size	172 x 83 x 38mm
Product net weight	UT601: 310g, UT603: 312g
Standard individual packing	Gift box
Standard quantity per carton	20pcs
Standard carton measurement	450 x 330 x 340mm (0.099CBM per standard carton)
Standard carton gross weight	9.6kg

UT612 LCR meter is used to measure inductance, capacitance and resistance. Advanced features include series/parallel measurement modes, quality factor/loss/phase angle measurements, equivalent/DC resistance measurements and 5 selectable frequencies in AC mode. UT612 can be used in production lines, component inspection and electronic maintenance.

#### Features

Auto power off
Data hold
Relative mode
USB interface
LCD backlight
Deviation ratio measurement
Comparison function
Calibration function
Output impedance: 120Ω
Auto LCR check and measurement
Low battery indication: ≤6.8V



UT612

Specifications	Range	Accuracy
<b>Certificates</b>	<b>CE, UKCA</b>	
Inductance (H)	20uH~2000H	±(0.5%+5)
Capacitance (F)	200pF~20mF	±(0.5%+5)
Resistance (Ω)	20Ω~200MΩ	±(0.3%+5)
Test frequency (Hz)	100Hz/120Hz/1kHz/10kHz/100kHz	
Operating voltage	0.6Vrms	
Test parameters	L/C/R/DCR/Q/D/θ/ESR	
Display count	20000	
D/Q display count	2000	
D/Q resolution	0.001	
Auto range	√	
Test frequency real-time display	√	
Measurement mode	Series/Parallel	
PC data records	60000	
Analog bar graph	26	

#### Characteristics

Standard accessories	Battery, SMD test clamp, USB interface cable, multi-purpose socket, English manual
Optional accessories	USB power adaptor
Power	9V battery (6F22) or USB
Display	40 x 63mm
Product size	96 x 193 x 47mm
Product net weight	374g
Standard individual packing	Gift box
Standard quantity per carton	10pcs
Standard carton measurement	370 x 305 x 475mm
Standard carton gross weight	13.2kg



UT665 borescope displays clear images through a flexible camera probe. It is useful for viewing details of automobiles engine, pipelines, inner building walls, drain pipes, and other hard to reach locations. It is designed with 4-level adjustable LED lights and 180 degrees viewing angle IP67 probe. UT665 can perform non-destructive testing in complex industrial environments.



UT665

Specifications	Range
Certificates	CE, UKCA
Pixels	640x480
Lens diameter	9mm (Max. 10mm)
LCD size	2.4 inches
Probe length	1m
Screen type	TFT
Light source	4 LED lights
Depth of field	>20mm
Video signal	Analog
Field of view	60°
Image brightness	6 levels-adjustable
Illumination	4 levels-adjustable
Flippable image	√
Battery power indicator	√
Water proof	IP67 (probe only)

Characteristics	
Standard accessories	Camera probe, batteries, English manual
Power	1.5V battery (R6) x 4
Display	2.36 inches
Product size	196 x 74 x 97mm
Product net weight	500g
Standard individual packing	Gift box, blister
Standard quantity per carton	8pcs
Standard carton measurement	455 x 410 x 275mm
Standard carton gross weight	6.4kg



Specifications	Description	UT681L	UT681C	UT681HDMI
<b>Certificates</b>	<b>CE, UKCA</b>			
To test for: RJ45/RJ11		√		
To test for: RJ45/RJ11/BNC	Need to use RJ45 to BNC adaptor		√	
To test for: HDMI/Mini-HDMI				√
Fast test mode	LED1~LED8, LED_G	√	√	
Slow test mode	LED1~LED8, LED_G	√	√	
Scan test mode	LED1~LED19, LED_S			√
Full display test mode	LED1~LED19, LED_S			√
To test for the case of short circuit, crossover, open circuit, etc.		√	√	√
Ethernet cable: shielded/ unshielded test		√	√	√
Manual shutdown function		√	√	√
Auto shutdown function	No operation within 10 minutes	√	√	√
Single key operation		√	√	√
Power supply: 9V battery		√	√	√
Low battery detection	Less than 7.2V	√	√	√
Working temperature: 0°C~40°C		√	√	√
Storage temperature: -10°C~50°C		√	√	√
Working humidity: 20~80%RH		√	√	√
Storage humidity: 10~90%RH		√	√	√
Altitude: ≤2000 meters		√	√	√
Safety standard	EN61326-1: 2013; EN61326-2-2: 2013	√	√	√

Characteristics	
Standard accessories	9V battery, BNC to RJ45 adaptor (UT681C), English manual
Product size	Transmitter: 102 x 62 x 28mm; receiver: 102 x 37 x 28mm
Product net weight	Transmitter: 87g; receiver: 51g
Standard individual packing	Gift box
Standard quantity per carton	40pcs
Standard carton measurement	455 x 410 x 225mm
Standard carton gross weight	UT681L: 6.4kg; UT681C: 8.7kg; UT681HDMI: 9.5kg



UT682 Wire Tracker

UT682D Tone and Probe

**UT682 wire tracker consists of a transmitter and a receiver, it is able to track ethernet/telephone/power cables without opening their insulation. UT682 can troubleshoot ethernet cables and is a recommended tool for debugging communication cables and audio/video cables.**

Specifications	UT682	UT682D
<b>Certificates</b>	CE, UKCA	
LAN cable/telephone line/coaxial cable/electric wire	√	
Telephone line/twisted-pair/electric wire		√
Indication light for signal strength	√	
Live switchboard wire tracing	√	
Switchboard wire tracing distance	≥100m	
Telephone lines tracking distance	≥3000m	≥3000m
Cables tracking distance	≥320m	
Open and short circuit test	√	
Polarity indication for telephone lines	√	√
Broken wire tracking	√	
Transmitter low battery indication	√	√
Headphone jack for receiver	√	
Line sequence measurement	9 LEDs	
Line sequence measuring speed	Fast and slow selectable	
LAN cable: shielded/unshielded indication	√	

Characteristics	
Standard accessories	9V battery x 2, RJ11 cable (UT682), RJ45 cable (UT682), RJ11 cable with alligator clips (UT682), English manual
Product size	UT682: Transmitter-125 x 48 x 28mm, receiver-195 x 48 x 30mm UT682D: Transmitter-74 x 68 x 28mm, receiver-208 x 47 x 33mm
Product net weight	UT682: Transmitter-125g, receiver-153g; UT682D: Transmitter-150g, Receiver-130g
Standard individual packing	Gift box, carrying bag (UT682)
Standard quantity per carton	20pcs
Standard carton measurement	425mm x 335mm x 290mm
Standard carton gross weight	8.4kg

The device is an intelligent wire tracker which consists of the transmitter and receiver, this kit is designed with strong anti-interference ability. The receiver can quickly and accurately locate the target cable. This kit can automatically identify open, short, polarity, and quickly distinguish cable failure.



UT683KIT

Specifications	Description
<b>Certificates</b>	CE, UKCA
<b>Transmitter</b>	
Port flashing	√
Wire tracking	√
Line alignment	√
Open-short test	10kΩ
Polarity test	√
Operating time	>8 hours
<b>Receiver</b>	
Wire tracking	RJ11>3000m; RJ45>100m
NCV function	√
Headset jack	3.5mm
Low battery indication	√
Operating time	>5 hours

Characteristics	
Standard accessories	USB cable, RJ11 alligator clip test cable, RJ45 test cable, RJ11 test cable, English manual
Power	1050mAh rechargeable lithium battery
Product size	Transmitter-130 x 51 x 28mm; Receiver-197 x 48 x 34mm
Product net weight	Transmitter: around 95g; Receiver: around 127g
Standard individual packing	Gift box, carrying bag
Standard quantity per carton	20pcs
Standard carton measurement	480 x 370 x 325mm
Standard carton gross weight	About 10kg

UT658B USB tester is used to inspect USB charger and portable power source of electronics products. UT658B can output voltage, current, and power. Users can use this device to monitor charging status of any USB powered device.



UT658B

Specifications	UT658B
<b>Certificates</b>	CE, UKCA
Input voltage range (V)	3V~9V
Voltage resolution	0.01V
Voltage monitoring accuracy	±(1%+5)
Current monitoring range (A)	0A~3.5A
Current monitoring accuracy	±(1%+5)
Current resolution	0.01A
Capacity	0~39999mAH
Capacity data storage	10 sets
Display	LCD
Warning	v
Button	v
Cable length	10cm
Pollution level	2
Working temperature	-10°C~40°C
Storage temperature	-10°C~50°C
Relative humidity	<75%

Characteristics	
Product size	72 x 29 x 12mm
Product net weight	30g
Standard individual packing	Gift box
Standard quantity per carton	60pcs
Standard carton measurement	205 x 170 x 170mm
Standard carton gross weight	2.3kg

The second generation UT658 series USB testers can inspect USB chargers, portable power sources, USB type A and C cables and other electronic charging devices. UT658 measures output voltage, current, energy, capacity, circuit equivalent resistance, D+ and D- voltages of USB data cables. This series is designed to be precise, reliable, stable, and portable. They are great tools for applications such as manufacturing verification, engineering testing, and DIYers.



Tester with electronic load (UT658LOAD)



Specifications	Description	UT658A	UT658C	UT658DUAL	UT658LOAD
<b>Certificates</b>	CE, UKCA				
Input & Output ports (Type A)		√		√	√
Input & Output ports (Type C)			√	√	
Data/charging protocol		2.0/3.0	2.0/4.0	2.0/(3.0/4.0)	2.0/3.0
Voltage range	4~24VDC, resolution: 0.01V	√	√	√	√
Current range (Type-A)	0.05~3ADC, resolution: 0.01A	√		√	√
Current range (Type-C)	0.05~5ADC, resolution: 0.01A		√	√	
Capacity	0~99999mAh, resolution: 1mAh	√	√	√	√
Energy	0~1000Wh	√	√	√	√
Circuit equivalent resistance measurement	1~480Ω	√	√	√	√
USB data cable voltage (D+, D-)	0~3.3V	√	√	√	√
Data storage	10 sets	√	√	√	√
Electrical load (UT658LOAD only)	0.5A, 1A, 2A, 3A (Max power: 60W)				√
Maximum recording time	99h, 59min, 59sec; resolution: 1s	√	√	√	√
Fast charge protocol (Type-A)	QC 3.0 fast charge protocol	√		√	√
Fast charge protocol (Type-C)	QC 4.0 fast charge protocol		√	√	

Characteristics	
Product size	UT658A/C: 93 x 45 x 13mm; UT658DUAL: 93 x 55 x 13mm; UT658LOAD: 122 x 53 x 27mm
Product net weight	UT658A/C: 50.6g; UT658DUAL: 65.8g; UT658LOAD: 114.4g;
Standard individual packing	Gift box, English manual
Standard quantity per carton	60pcs
Standard carton measurement	UT658A/C/DUAL: 280 x 220 x 225mm; UT658LOAD: 320 x 300 x 225mm
Standard carton gross weight	UT658A/C: 4kg; UT658DUAL: 5.5kg; UT658LOAD: 9kg;

UT659 series products are widely used in single LED test (UT659D), inspection and repair of LCD TV backlight, LED strip light and modulator tube. UT659A/UT659D LED tester supports full voltage (85V~265V, 50Hz/60Hz) input. When performing LED tests at 30mA/300V, the polarity can be automatically identified and the output voltage adjusted according to the forward voltage drop of the LED.



UT659A

Specifications	Description	UT659A	UT659D
Output voltage	24V		√
	300V	√	√
Output current	2mA		√
	30mA	√	√
Continuity	Output voltage: 5V (DC) Measuring resistance: 0~99.9Ω		
Input range	85V to 265V @ 50/60Hz		
Backlight function	Constant on		
Safety protection	High-impedance open circuit		
Operating temperature	0°C~40°C		
Storage temperature	-10°C~50°C		
Relative humidity	<80% RH		
Operating altitude	≤2000m		
Drop protection	1m		
Category ratings	CAT II 300V		

Characteristics	
Standard accessories	Power cable, test leads, English manual
Power	AC 85V~260V, 50Hz/60Hz
Display	60 x 35mm
Product size	150 x 56 x 42mm
Product net weight	175g
Standard individual packing	Gift box, blister
Standard quantity per carton	20pcs
Standard carton measurement	345 x 335 x 245mm
Standard carton gross weight	7.7kg

UT673A/UT675A battery testers can be used to analyze the battery health of automobile batteries, suitable for battery capacities from 3 to 250Ah. These CE certified testers can rapidly and accurately detect common battery faults. UT675A also includes USB communication and built-in printer for report generation.



12V cranking lead acid battery test



12/24V charging or cranking system test



Displays battery capacity, voltage, resistance and life



Four-terminal Kelvin test



10 types of battery standards



Language option (Chinese/English)



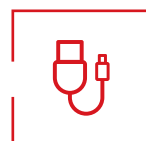
Test without battery disassembly



LED color indication (UT673A)



Printing of test reports (UT675A)



USB data transfer (UT675A)

Specifications	Range	UT673A	UT675A
<b>Certificates</b>	CE, FCC, UKCA		
12V battery test	7~16V DC	√	√
12V/24V cranking system test	7~30V DC	√	√
12V/24V charging system test	7~30V DC	√	√
Battery type	Lead acid battery, AGM flat plate battery, AGM spiral battery, GEL battery, EFB battery		
Battery capacity	3~250Ah	√	√
Battery standards and range	CCA: 40~2000; BCI: 40~2000; CA: 40~2000; MCA: 40~2000; JIS: 26A17~245H52; DIN: 40~1400; IEC: 40~1400; EN: 40~2000; SAE: 40~2000; AH: 3~250AH		
USB communication			√
Printing function			√

### Features

Over voltage protection

Reverse connection protection

A prompt of poor contact

Battery status display

Battery life display

Battery capacity display

Battery internal resistance display

### Characteristics

Standard accessories	UT673A: English manual; UT675A: English manual, USB cable, printing paper 3 rolls, carrying bag
Power	None, powered by external source
Display	128 x 64 black and white lattice
Product size	UT673A: 76 x 22 x 142mm; UT675A: 95 x 47 x 183mm
Product net weight	UT673A: 264g; UT675A: 413g
Standard individual packing	UT673A: Blister; UT675A: Gift box, carrying bag
Standard quantity per carton	UT673A: 30pcs; UT675A: 10pcs
Standard carton measurement	UT673A: 650 x 380 x 350mm; UT675A: 590 x 470 x 260mm
Standard carton gross weight	UT673A: 13.6kg; UT675A: 9.3kg



UT673A



UT675A

# Fiber Optic Testers

Fiber optic cables have high bandwidth, low power consumption, and long transmission distance, making them a great alternative to traditional metal cables for data transmission. Due to our increasing need of transmission speed and bandwidth, the quality of fiber optic cables today becomes more important than ever. Power quality meters can measure the quality of fiber optic cables, they are important tools for fiber optic system setup, testing and maintenance.



UT691 visual fault locator is designed for optical fiber fault detection and locating, end to end optical fiber identification and more. It is IP54 rated, uses 650nm visible red light with 2 emitting modes. With functions of APO, battery status indicator and flashlight, it can be widely used in the fields of optical cable construction and maintenance, optical fiber communication or sensing, and optical CATV.



UT691-01

Specifications	UT691-01	UT691-10
<b>Certificates</b>	CE, UKCA	
Total output power	<1mW	<15mW
Optical fiber length range	1~3km	8~10km
Battery life	>10h	>7h
Wavelength of redlight	630~670nm	
Optical fiber adapter	2.5mm universal connector	
Battery type	3.7V 1050mAh polymer lithium battery	
Battery status display	The battery status will be shown by 4 blue LED (not in flashlight)	
Green indicator	Indicates auto power off state which LED will flash white light for 3 times	
Laser mode	Continuous mode/Pulse mode	
Charge voltage and current	DC 5V, <1A	
APO	15min auto power off (can be canceled)	
Warning symbol	v	
Warning	v	
Key press test	>5000 times	
Drop test	1m	

Characteristics	
Power	1050mAh rechargeable battery
Product size	130 x 38 x 27mm
Product net weight	62g
Standard individual packing	Gift box, English manual
Standard quantity per carton	20pcs
Standard carton measurement	285 x 245 x 155mm
Standard carton gross weight	About 2.8kg

# UT692/693 Series

Optical Power Meters/Optical Multimeter  
(Power Meter & VFL)

**UNI-T**®

## Applications:

- Cable construction and maintenance
- Optical fiber communication
- Evaluation of optical equipment
- Production, installation, operation and maintenance of fiber optic transmission systems
- Optical engineering, production plant maintenance



UT692G

Specifications	Description	UT692D	UT692G	UT693D
<b>Certificates</b>	CE, UKCA			
<b>Optical power meter</b>				
Wavelength range	800nm~1700nm			
Calibrated wavelength	850nm, 980nm, 1300nm, 1310nm, 1490nm, 1550nm, 1625nm, 1650nm			
Measurement range	UT692D/UT693D: -70~10dBm, UT692G: -50~26dBm			
Uncertainty	±5%	√	√	√
Display resolution	Linear: 0.1%, logarithmic: 0.01dBm			
Connector	FC (optional: SC/ST)			
Detector type	InGaAs			
<b>Visual fault locator</b>				
Wavelength	650nm±10nm			
Power	10mW (measurable optical fiber length: approximately 8~10km)			
Mode	Continuous/pulse			√
Connector	2.5mm universal connector			

Features	
Low battery indication	IP65/2m drop proof
Auto power off	Flashlight

Characteristics	
Standard accessories	Batteries, English manual
Power	1.5V battery (LR6) x 3
Display	63 x 40mm
Product size	189 x 87 x 45mm
Product net weight	300g
Standard individual packing	Gift box, carrying bag
Standard quantity per carton	10pcs
Standard carton measurement	295 x 250 x 210mm
Standard carton gross weight	5.66kg

UT695D series includes optical power meter, visual fault locator, flashlight, and remote cable tester. These are used for optical signal power measurement, optical fiber line loss test, optical device insertion loss test, optical fiber fault detection, optical fiber breakpoint location, end-to-end optical fiber identification and more. Designed with IP54 dust and water prevention function, UT695D can be applied to optical cable construction and maintenance, optical fiber communication, optical fiber sensing, optical CATV and other fields.




UT695D-10

Specifications	Description	UT695D-10
<b>Certificates</b>	CE, UKCA	
<b>Optical power meter</b>		
Wavelength range	800nm~1700nm	√
Calibrated wavelength	850nm, 980nm, 1300nm, 1310nm, 1490nm, 1550nm, 1625nm, 1650nm	√
Measurement range	-70~3dBm	√
Uncertainty	±5%	√
Display resolution	Linear: 0.1%, logarithmic: 0.01dBm	√
Connector	2.5mm universal connector	√
Detector type	InGaAs	√
<b>Visual fault locator</b>		
Wavelength	650nm±10nm	√
Power	10mW (measurable optical fiber length: approximately 8~10km)	√
Mode	Continuous/pulse	√
Connector	2.5mm universal connector	√
LAN cable sequence test	Line sequence measurement (LED1~8, LED_G)	

Features	
Flashlight	Low battery indication
Auto power off	IP54/2m drop proof

Characteristics	
Standard accessories	USB cable, English manual
Power	1050mAh rechargeable battery
Display	42 x 33mm
Product size	132 x 68 x 31mm
Product net weight	168g
Standard individual packing	Gift box
Standard quantity per carton	10pcs
Standard carton measurement	305 x 270 x 130mm
Standard carton gross weight	About 2.7kg



UT701

### Features

- Up to 0.05% output accuracy
- 6 digit display
- Output functions: DC voltage, resistance, thermocouple, and thermal resistance
- 10 thermocouple scales
- 4 thermal resistance scales
- High precision automatic cold junction compensation for thermocouple outputs
- Manual stepping and automatic stepping and ramping
- Stores and recalls setups

Type	Range	Accuracy
<b>Certificates</b>		
	<b>CE, UKCA</b>	
DC (mV)	100mV 1000mV	$\pm(0.05\%+20)$ $\pm(0.05\%+3)$
Resistance ( $\Omega$ )	500 $\Omega$ 5000 $\Omega$	$\pm(0.05\%+2)$ $\pm(0.05\%+2)$
<b>Thermocouples</b>		
J	-20~1200°C (-328~2192°F)	$\pm 0.7^\circ\text{C}$
K	-200~1370°C (-328~2498°F)	$\pm 1^\circ\text{C}$
T	-200~400°C (-328~752°F)	$\pm 0.8^\circ\text{C}$
E	-200~950°C (-328~1742°F)	$\pm 0.7^\circ\text{C}$
R	-20~1750°C (-4~3182°F)	$\pm 1.4^\circ\text{C}$
S	-20~1750°C (-4~3182°F)	$\pm 1.5^\circ\text{C}$
B	600~1800°C (1112~3272°F)	$\pm 1.4^\circ\text{C}$
N	-200~0~1300°C (-328~2372°F)	$\pm 0.9^\circ\text{C}$
Wre325	0~2000°C (32~3632°F)	$\pm 1.8^\circ\text{C}$
Wre526	0~2300°C (32~4172°F)	$\pm 1.8^\circ\text{C}$
<b>RTDs</b>		
Pt10	-200~850°C (-328~1562°F)	$\pm(0.5\%+6^\circ\text{C})$
Pt100	-200~850°C (-328~1562°F)	$\pm(0.05\%+0.6^\circ\text{C})$
Cu50	-50~150°C (-58~302°F)	$\pm(0.05\%+0.6^\circ\text{C})$
Cu100	-50~150°C (-58~302°F)	$\pm(0.05\%+0.6^\circ\text{C})$
Ramp functions	Source functions: voltage, resistance, temperature Ramps: slow ramp, fast ramp, 25% step-ramp	
Step functions	Source functions: voltage, resistance, temperature Steps: 25% of range, 100% of range	

### Characteristics

Standard accessories	Test leads, battery, English manual
Power	9V battery (6F22)
Display	63 x 40mm
Product size	96 x 193 x 47mm
Product net weight	410g
Standard individual packing	Gift box, cloth bag
Standard quantity per carton	5pcs
Standard carton measurement	325 x 225 x 285mm
Standard carton gross weight	4.5kg



UT705

Type	Range	Accuracy
<b>Certificates</b>	CE, UKCA	
<b>Measurement</b>		
DC voltage (V)	30V	$\pm(0.02\%+2)$
DC current (A)	4-20mA	$\pm(0.02\%+2)$
Loop current	4-20mA	$\pm(0.02\%+2)$
<b>Source</b>		
DC current (source)	4-20mA	$\pm(0.02\%+2)$
DC current (simulate)	4-20mA	$\pm(0.02\%+2)$
Loop power function	Voltage: 24V; Accuracy: 10%	
Ramp functions	Source functions: Voltage, resistance, temperature Ramps: Slow ramp, Fast ramp, 25% step-ramp	
Step functions	Source functions: Voltage, resistance, temperature Steps: 25% of range, 100% of range	

Features
Measures: DC voltage, DC current, 4-20mA loop current
Output functions: DC current, analog transmitter, 24V loop
Up to 0.02% accuracy
Provides 24V loop power to transmitter while conducting mA current measurement at the same time
Automatic ramp for DC current output
Manual stepping and automatic stepping and ramping output
Stores and recalls setups

Characteristics	
Standard accessories	Test leads, battery, English manual
Power	9V battery (6F22)
Display	63 x 40mm
Product size	96 x 193 x 47mm
Product net weight	410g
Standard individual packing	Gift box, cloth bag
Standard quantity per carton	5pcs
Standard carton measurement	325 x 225 x 285mm
Standard carton gross weight	4.5kg

The UT714 is powerful temperature calibrator that sources and measures thermocouples, RTDs, voltage, and resistance. It can be used to test and calibrate different types of temperature instruments. This device is suitable for testing input/output temperature terminals such as sensors and transmitters.



UT714

Type	Range	Accuracy
<b>Certificates</b>	CE, UKCA	
<b>Measurement</b>		
DC voltage (V)	50mV/500mV/30V	±(0.02%+2)
Resistance (Ω)	500Ω/5000Ω	±(0.05%+10)
Thermocouples	R,S,K,E,J,T,N,B,L,U	
RTDs	Pt100/Pt200/Pt500/Pt1000/Cu10/Cu50/Cu100/Pt100-392/Pt100-JIS/Ni120	
Continuity test	v	
<b>Source</b>		
DC voltage (V)	100mV/1000mV/10V	±(0.02%+10)
Resistance (Ω)	400Ω/4000Ω	±(0.05%+10)
Thermocouples	R,S,K,E,J,T,N,B,L,U	
RTDs	Pt100-385/Pt100-392/Pt100-JIS/Pt200-385/P500-385/Pt1000-385/Cu10/Cu50/Cu100/Ni120	
Display count	20000	
Operating temperature	-10°C~55°C	

Features	
Step/ramp functions	Source and measure accuracy up to 0.02%
Rechargeable battery	Contrast adjustment
Auto power off (Time adjustable)	Stores and recalls setups
USB communication	

Characteristics	
Standard accessories	Test leads, USB cable, power adapter, temperature probe, English manual
Power	1.2V x 6 AA rechargeable battery
Product size	195 x 95 x 58mm
Product net weight	650g
Standard individual packing	Gift box, carrying bag
Standard quantity per carton	1pc
Standard carton measurement	305 x 85 x 260mm
Standard carton gross weight	1.5kg

The UT715 multifunction loop process calibrator, it measures and sources loop current and voltage. It is designed with 0.02% accuracy, adjustable backlight and auto power off. UT715 is a powerful tool for calibration, repair, and maintenance of industrial control systems.



UT715

Type	Range	Accuracy
<b>Certificates</b>	CE, UKCA	
<b>Measurement</b>		
DC voltage (V)	200mV/30V	$\pm(0.02\%+2)$
DC current (mA)	20mA	$\pm(0.02\%+2)$
Loop current (mA)	20mA	$\pm(0.02\%+2)$
Frequency (Hz)	100Hz/1kHz/10kHz/100kHz	$\pm(0.01\%+1)$
Continuity test	v	
<b>Source</b>		
DC voltage (V)	100mV/1000mV/10V	$\pm(0.02\%+10)$
DC current (mA)	20mA/20mA (SIM)	$\pm(0.02\%+2)$
Frequency (Hz)	200Hz/2000Hz/20kHz	$\pm(0.01\%+1)$
Pulses (Hz)	100Hz/1kHz/10kHz	$\pm 1$
Loop power output	24V	$\pm 10\%$
Display count	20000	
Operation temperature	-10°C~55°C	
<b>Features</b>		
Step/ramp functions	Source and measure accuracy up to 0.02%	
Rechargeable battery	Contrast adjustment	
Auto power off (Time adjustable)	Stores and recalls setups/USB communication	
Provides 24V loop power to transmitter while conducting mA current measurement at the same time		
<b>Characteristics</b>		
Standard accessories	Test leads, USB cable, power adapter, English manual	
Power	1.2V x 6 AA rechargeable battery	
Product size	195 x 95 x 58mm	
Product net weight	650g	
Standard individual packing	Gift box, carrying bag	
Standard quantity per carton	1pc	
Standard carton measurement	305 x 85 x 260mm	
Standard carton gross weight	1.5kg	

The UT725 multifunction process calibrator combines temperature process calibrator and loop process calibrator functions. Users can easily measure and source most of the process parameters: mA, volts, temperature, frequency, ohms in one tool. UT725 is useful tool in a wide range of industrial applications.

#### Features

- Step/ramp functions
- Source and measure accuracy up to 0.02%
- Rechargeable battery
- Contrast adjustment
- Auto power off (Time adjustable)
- Stores and recalls setups
- USB communication
- Simultaneously measure and output different process signal in real time
- Pressure measure with specified pressure modules, and sourcing pressure
- Provides 24V loop power to transmitter while conducting mA current measurement at the same time



UT725

Type	Range	Accuracy
<b>Certificates</b>	CE, UKCA	
<b>Measurement</b>		
DC voltage (V)	50mV/500mV/50V	±(0.02%+2)
DC current (mA)	20mA	±(0.02%+2)
Loop current (mA)	20mA	±(0.02%+2)
Resistance (Ω)	500Ω/5000Ω	±(0.05%+10)
Frequency (Hz)	100Hz/1kHz/10kHz/100kHz	±(0.01%+1)
Thermocouples	R,S,K,E,J,T,N,B,L,U,XK,BP	
RTDs	Pt100/Pt200/Pt500/Pt1000/Cu10/Cu50/Cu100/Pt100-392/Pt100-JIS/Ni120	
Continuity test	√	
Pulses (Hz)	1~15kHz (1~100000 periods)	
<b>Source</b>		
DC voltage (V)	100mV/1000mV/10V	±(0.02%+10)
DC current (A)	20mA/20mA(SIM)	±(0.02%+2)
Resistance (Ω)	400Ω/4000Ω/40kΩ	±(0.05%+10)
Frequency (Hz)	200Hz/2000Hz/20kHz/100kHz	±(0.01%+1)
Pulses (Hz)	100Hz/1kHz/10kHz	±1
Thermocouples	R,S,K,E,J,T,N,B,L,U,XK,BP	
RTDs	Pt100-385/Pt100-392/Pt100-JIS/Pt200-385/P500-385/Pt1000-385/Cu10/Cu50/Cu100/Ni120	
Display count	20000	
Operating temperature	-10°C~55°C	

#### Characteristics

Standard accessories	Test leads, USB cable, power adapter, temperature probe, English manual
Power	1.2V x 6 AA rechargeable battery
Product size	195 x 95 x 58mm
Product net weight	650g
Standard individual packing	Gift box, carrying bag
Standard quantity per carton	1pc
Standard carton measurement	305 x 85 x 260mm
Standard carton gross weight	1.68kg

# Accessories





**UT-F01 Cartridge fuse (fast fuse porcelain tube)**

- Specifications:  $\Phi 6.35 \times 31.8$  500mA/600V
- Brand: HOLLY
- Safety certificate: CE
- Suitable products : UT61(GS) series, UT139B, UT125C
- Amount: 1pc



**UT-F02 Cartridge fuse (fast fuse porcelain tube)**

- Specifications:  $\Phi 6.3 \times 25.4$  10A/600V
- Brand: BUSSMANN
- Safety certificate: UL
- Suitable products : UT139 series, UT133A/B
- Amount: 1pc



**UT-F03 Cartridge fuse (fast fuse porcelain tube)**

- Specifications:  $\Phi 6.35 \times 31.8$  0.5A/1000V
- Brand: HOLLY
- Safety certificate: TUV
- Suitable products : UT71 series, UT81B, UT81C, UT505B
- Amount: 1pc



**UT-F04 Cartridge fuse (fast fuse porcelain tube)**

- Specifications:  $\Phi 6 \times 32$  0.2A/600V
- Brand: HOLLY
- Safety certificate: TUV
- Suitable products : UT139A, UT105
- Amount: 1pc



**UT-F05 Cartridge fuse (fast fuse porcelain tube)**

- Specifications:  $\Phi 6.35 \times 31.8$  600mA/600V
- Brand: HOLLY
- Safety certificate: TUV
- Suitable products : UT139C, UT139E, UT139S
- Amount: 1pc



**UT-F06 Cartridge fuse (fast fuse porcelain tube)**

- Specifications:  $\Phi 6.35 \times 31.8$  10A/600V
- Brand: HOLLY
- Safety certificate: TUV
- Suitable products : UT105, UT81B, UT81C
- Amount: 1pc



**UT-F07 Cartridge fuse (fast fuse porcelain tube)**

- Specifications:  $\Phi 10.3 \times 38$  10A/1000V
- Brand: HOLLY
- Safety certificate: CCC、UR/CUR、VDE
- Suitable products : UT61 series(2010 CE), UT71(CE), UT171A/B/C, UT181A
- Amount: 1pc



**UT-F08 Cartridge fuse (fast fuse porcelain tube)**

- Specifications:  $\Phi 6.35 \times 31.8$  600mA/1000V
- Brand: HOLLY
- Safety certificate: TUV
- Suitable products : UT61 series, UT61 series-US
- Amount: 1pc



**UT-F10 Cartridge fuse (fast fuse porcelain tube)**

- Specifications:  $\Phi 6.35 \times 31.8$  800mA/1000V
- Brand: HOLLY
- Safety certificate: UL
- Suitable products : UT171 series, UT181A
- Amount: 1pc



### UT-L01 Tweezers test leads

- Length: 450mm, Probe length: 5mm
- Safety level: CAT III 1000V
- Application: SMT components measurement, universal test leads
- Amount: 1pc



### UT-L02 BNC alligator clip test leads

- Length: 1000mm, Clip opening: 3mm
- Safety level: CAT II 600V 2A
- Application: BNC connector for instrument inputs
- Amount: 1pc



### UT-L06 Dual head connectors

- Length: test leads 1200mm
- Safety level: CAT III 1000V 10A
- Application: Multifunctional connectors, all multimeters and clamps
- Amount: 1 pair



### UT-L07 Probes

- Length: 1000mm, Probe length: 5mm+12mm
- Temperature condition: -15°C~40°C
- Safety level: CAT III 1000V 10A
- Features and application: Double insulated, lantern probes, removable probe protector, general type probes, all multimeters and clamps measuring within spec
- Amount: 1 pair



### UT-L09 Dual head connectors

- Length: 1000mm, one head is 180°, the other is 90°
- Temperature condition: -15°C~40°C
- Safety level: CAT III 1000V 10A
- Features and application: Double insulated, banana plug with security mask and standard diameter, suitable for multiple devices, all multimeters and clamps
- Amount: 1 pair



### UT-L10 Dual head multifunctional connectors

- Length: 1000mm,  $\phi$ 4mm
- Temperature condition: -15°C~40°C
- Safety level: CAT III 1000V 10A
- Features and application: Banana plug, used for testing adapter cables
- Amount: 1 pair



### UT-L13 Probes

- Leads length: 1200mm, Rod length: 128mm
- Tip length: 18mm, with  $\phi$ 4mm standard lantern tip
- Safety level: CAT III 1000V/CAT IV 600V 10A
- Temperature condition: -15°C~40°C
- Features and application: Double insulated UL authenticated material,  $\phi$ 4mm standard lantern-tip probe, which can be connected to standard alligator clips and test leads, removable tip shield sleeve, general type probes
- Amount: 1 pair



### UT-L16 Probes

- Length: 1200mm, Rod length: 133mm
- Tip length: 18mm
- Safety level: CAT III 1000V 16A
- Safety certificate: EN 61010-031 :2015
- Features and application: Double insulated silicone wire material, through hole type input terminal, general type probes, all multimeters and clamps measuring within spec
- Amount: 1 pair



**UT-L17 Probe with LED light**

- leads length: 1000mm
- Tip length: 16mm
- Safety level: CAT II 1000V 10A
- Features and application: Controllable LED light source, all multimeters and clamps measuring within spec
- Amount: 1pc



**UT-L20 Probes**

- Leads length: 900mm, Rod length:101mm
- Tip length: 16.5mm
- Safety level: CAT I 1000V/CAT II 600V 10A
- Features and application: Cross plug with shield sleeve, general type probes, all multimeters and clamps measuring within spec
- Amount: 1 pair



**UT-L21 Probes**

- Leads length: 900mm, Rod length: 133mm
- Tip length: 15.8mm
- Safety level: CAT III 1000V/CAT IV 600V 20A
- Features and application: Cross plug with shield sleeve, general type probes, all multimeters and clamps
- Amount: 1 pair



**UT-L25 Probes**

- Leads length: 900mm, Rod length: 115mm
- Tip length: 18mm
- Safety level: CAT III 1000V/CAT IV 600V 10A
- Safety certificate: EN 61010-031 2015
- Features and application: Double insulated wire, removable tip shield sleeve, general type probes, all multimeters and clamps measuring within spec
- Amount: 1 pair



**UT-L26 Probes**

- Leads length: 900mm, Rod length: 136mm
- Tip length: 15.7mm
- Safety level: CAT III 1000V/CAT IV 600V 20A
- Safety certificate: EN 61010-031 2015
- Features and application: UL 16AWG double insulated wire, removable tip shield sleeve, cross type input terminal with full protection, general type probes, all multimeters and clamps
- Amount: 1 pair



**UT-L27 Probes**

- Leads length: 900mm, Rod length: 130mm
- Tip length: 16.3mm, threaded
- Safety level: CAT III 1000V/CAT IV 600V 10A
- Safety certificate: EN 61010-031 2015
- Features and application: Double insulated UL authenticated material, removable tip shield sleeve, banana plug input terminal, general type probes, all multimeters and clamps measuring within spec
- Amount: 1 pair



**UT-L28 Probes**

- Leads length: 900mm, Rod length: 128mm
- Tip length: 16.8mm
- Safety level: CAT III 1000V/CAT IV 600V 10A
- Features and application: Double insulated wire, removable tip shield sleeve, banana plug input terminal, general type probes, all multimeters and clamps measuring within spec
- Amount: 1 pair



**UT-L29 Probes**

- Leads length: 900mm, Rod length: 136mm
- Tip length: 15.7mm
- Safety level: CAT III 1000V/CAT IV 600V 10A
- Safety certificate: EN 61010-031 2015
- Features and application: Double insulated UL authenticated material, through hole crosshead with full protection input, removable tip shield sleeve, general type probes, all multimeters and clamps measuring within spec
- Amount: 1 pair




### UT-L30 Probes

- Leads length: 900mm, Rod length: 136mm
- Tip length: 15.7mm
- Safety level: CAT III 1000V/CAT IV 600V 10A
- Safety certificate: EN 61010-031 2015
- Features and application: Double insulated UL authenticated material, removable tip shield sleeve, cross input terminal, general type probes, all multimeters and clamps measuring within spec
- Amount: 1 pair



### UT-L32 Group test leads

- Combinations: combined with 2PCS test leads, (red+black) and (yellow+blue)
- Material: Double insulated leads
- Line length: 1090mm
- Safety level: CAT III 600V/CAT IV 300V
- Application: UT243
- Amount: 1 Group



### UT-L34 Group test leads

- Combinations: combined with 1PCS green, 1PCS black and 1PCS red alligator clip test leads
- Total length: 1500±20mm
- Safety level: CAT III 1000V/CAT IV 600V 10A
- Application: UT513, UT513A
- Amount: 1 Group



### UT-L36 Dual through hole test leads

- Material: 18AWG UL authenticated material
- Length: 1100mm
- Safety level: CAT III 1000V/CAT IV 600V
- Application: UT505B
- Amount: 1 pair




### UT-L31 Probes

- Line length: 1300mm
- Tip length: 18.5mm
- Safety level: CAT III 1000V/CAT IV 600V 10A
- Features and application: rod with switch, removable tip shield sleeve, used for UT505B
- Amount: 1pc



### UT-L33 Group test leads

- Combinations: combined with 1PCS (red+black) alligator clip test leads and 1PCS double-plug alligator clip test leads
- Material: Double insulated UL authenticated material
- Total length: 1200±20mm
- Safety level: CAT III 1000V/CAT IV 600V 10A
- Application: UT511
- Amount: 1 Group



### UT-L35 Group test leads

- Combination: (1) 1.6m test lead (green+red) 1pair (2) 5m green test lead 1PCS (3) 10m yellow test lead 1PCS (4) 20m red test lead 1PCS
- Material: UL authenticated material
- Safety level: CAT III 1000V/CAT IV 600V 10A
- Application: UT521, UT522, UT572
- Amount: 1 Group



### UT-L37 Dual through hole test leads

- Material: Double insulated wire, 102 cores
- Length: 1090mm
- Safety level: CAT III 1000V/CAT IV 600V
- Application: UT500 series
- Amount: 1 pair



**UT-L38 Group test leads**

- Material: Double insulated wire, 102 cores Length: 1090mm
- Safety level: CAT III 600V/CAT IV 300V
- Features and application: with buckle, used for UT261A/B
- Amount: 3pcs



**UT-L39 Alligator clip test leads with shield sleeve**

- Material: Double insulated wire
- Length: 1000±50mm
- Features and application: Adapter plug with BNC
- Amount: 1pc



**UT-L40 SMD patch clamp**

- Leads length: 450mm, probe length: 5mm
- Temperature condition: -10°C~40°C
- Safety level: CAT II 1000V 2A
- Features and application: used to SMT components, for UT612
- Amount: 1pc



**UT-L41 Alligator clip short test leads**

- Core: 19/20
- Length: 110-130mm
- Features and application: full protection cross input terminal, used for UT71 series, UT601, UT603
- Amount: 1 pair



**UT-C06 Test probes**

- Specifications: Rod length 106mm, probe length 19mm
- Safety level: CAT III 1000V 10A
- Features: Fully-insulated, with tip and protector, banana plug probes
- Amount: 1 pair



**UT-L46 Four-wire test probes**

- Leads material: 182-core double shielded wire
- Leads length: 1000mm
- Amount: 1pair



**UT-C08 Test probes**

- Specifications: Rod length 99mm, probe length 18mm
- Safety level: CAT III 1000V/CAT IV 600V 10A
- Features: Fully-insulated, with tip and protector, straight type probes
- Amount: 1 pair



**UT-C09 Test probes**

- Specifications: Rod length 99mm, probe length 18mm
- Safety level: CAT III 1000V/CAT IV 600V 10A
- Features: Fully-insulated, with tip and protector, lantern type probes
- Amount: 1 pair



### UT-T01 Thermocouple

- Accuracy:  $\pm 0.75\%$
- Test range:  $-40^{\circ}\text{C}\sim 260^{\circ}\text{C}$  ( $40^{\circ}\text{F}\sim 500^{\circ}\text{F}$ )
- Features and application: Teflon covered insulation, through hole input, used for general temperature measurement, not for liquid measurement
- Amount: 1pc



### UT-T04 Through hole thermocouple

- Probe length: 180mm
- Lead wire length: 1000mm
- Test range:  $-50^{\circ}\text{C}\sim 600^{\circ}\text{C}$  ( $58^{\circ}\text{F}\sim 1112^{\circ}\text{F}$ )
- Features and application: metal covers from head to handle, used for food and other liquid or gel temperature measurement
- Amount: 1pc



### UT-T06 Surface temperature thermocouple

- Probe length: 125mm
- Lead wire length: 1000mm
- Test range:  $-50^{\circ}\text{C}\sim 500^{\circ}\text{C}$  ( $58^{\circ}\text{F}\sim 932^{\circ}\text{F}$ )
- Features and application: aimed at flat or slightly convex surface, used for hot roller and vessel surface temperature measurement
- Amount: 1pc



### UT-T09K Temperature probe

- Test range:  $-40^{\circ}\text{C}\sim 260^{\circ}\text{C}$  ( $40^{\circ}\text{F}\sim 500^{\circ}\text{F}$ )
- Accuracy:  $\pm 0.75\%$
- Features and application: crosshead socket type input, used for UT139C/E/S, UT216C/D, UT210D, UT213B/C, UT171B/C, UT219M, UT219DS, UT222
- Amount: 1pc



### UT-T11 Temperature probe

- Test range:  $-40^{\circ}\text{C}\sim 260^{\circ}\text{C}$  ( $40^{\circ}\text{F}\sim 500^{\circ}\text{F}$ )
- Accuracy:  $\pm 0.75\%$
- Features and application: through hole input, used for UT58 series, UT195M
- Amount: 1pc



### UT-T15 K-type temp clamp

- Test range:  $-40\text{C}\sim 200^{\circ}\text{C}$
- Jaw opening: 35mm
- Lead wire length: 2000mm
- Features and application: Flat plug for any K-type temperature recording meter
- Amount: 1 pair



### UT-T03 Submersed thermocouple

- Probe length: 180mm
- Lead wire length: 1000mm
- Test range:  $-50^{\circ}\text{C}\sim 600^{\circ}\text{C}$  ( $58^{\circ}\text{F}\sim 1112^{\circ}\text{F}$ )
- Features and application: metal covers from head to handle, used for liquid and gel temperature measurement
- Amount: 1pc



### UT-T05 Gas thermocouple

- Probe length: 56mm
- Lead wire length: 1000mm
- Test range:  $-50^{\circ}\text{C}\sim 900^{\circ}\text{C}$  ( $58^{\circ}\text{F}\sim 1652^{\circ}\text{F}$ )
- Features and application: protected by stainless steel gas adjusting hole, used for air or gas temperature measurement, not for liquid temperature measurement
- Amount: 1pc




### UT-T07 Surface temperature measuring thermocouple

- Probe length: 200mm
- Lead wire length: 1000mm
- Test range:  $-50^{\circ}\text{C}\sim 500^{\circ}\text{C}$  ( $58^{\circ}\text{F}\sim 932^{\circ}\text{F}$ )
- Features and application: probe bends for  $90^{\circ}$ , aimed at flat or slightly convex surface, used for hot roller and vessel surface temperature measurement
- Amount: 1pc



### UT-T10K Temperature probe

- Test range:  $-40^{\circ}\text{C}\sim 260^{\circ}\text{C}$  ( $40^{\circ}\text{F}\sim 500^{\circ}\text{F}$ )
- Accuracy:  $\pm 0.75\%$
- Features and application: used for UT213 series, UT39C, UT204A, UT206, UT208, UT208A, UT107, UT109, UT136C+, UT133A, UT89X, UT39C+
- Amount: 1pc



### UT-T12 Temperature probe

- Test range:  $0^{\circ}\text{C}\sim 800^{\circ}\text{C}$  (Error  $\pm 0.4\%$ )
- Features and application: Through hole input, used for UT321, UT322, UT325, UT181A
- Amount: 1pc



### UT-C01 Hook type test clamps

- Specifications: Rod length 62mm, hook can extend to 7.5mm
- Safety level: CAT III 1000V 10A
- Features: With safety handle and spring hook type alligator clips
- Amount: 1 pair



### UT-C02A Through hole alligator clips

- Specifications: Length 80mm, opening 36mm
- Safety level: CAT III 1000V/CAT IV 600V 10A
- Safety certificate: EN 61010-031:2015
- Amount: 1 pair



### UT-C02B (M4) threaded bore alligator clips

- Specifications: Length 80mm, opening 36mm
- Safety level: CAT III 1000V/CAT IV 600V 10A
- Safety certificate: EN 61010-031:2015
- Amount: 1 pair



### UT-C04A Through hole alligator clips

- Specifications: Length 75mm, opening 27mm
- Safety level: CAT III 1000V/CAT IV 600V 10A
- Safety certificate: EN 61010-031:2015
- Amount: 1 pair



### UT-C05A (M4) threaded bore alligator clips (with protector)

- Specifications: Length 67mm, opening 8.3mm
- Safety level: CAT III 1000V/CAT IV 600V 10A
- Amount: 1 pair



### UT-C05B Through hole alligator clips (with protector)

- Specifications: Length 71mm, opening 8.3mm
- Safety level: CAT III 1000V/CAT IV 600V 10A
- Amount: 1 pair



### UT-C07 Multifunctional electric test clips

- Specifications: Rod length 110mm, adjustable clip length 8mm
- Safety level: CAT III 1000V/CAT IV 600V 5A
- Features: Standard transfer socket, adjustable multifunctional clips
- Amount: 1 pair



### UT-C12 Through hole alligator clips (with protector)

- Specifications: Length 53mm, opening 6mm
- Amount: 1 pair



### UT-L42 Kelvin clips double insulated wire

- Length: 1000mm
- Features and application: AV input lead, used for UT620A
- Amount: 1 pair



### UT-L61 Kelvin clips

- Leads material: Double insulated wire
- Leads length: 600mm
- Application: UT612
- Amount: 1 pair



**UT-S01B Multifunctional adapter socket**

- Function: Adapter test of temperature, capacitance and transistor
- Suitable products: UT58 series
- Amount: 1pc



**UT-S02B Multifunctional adapter socket**

- Function: Adapter test of temperature, capacitance and transistor
- Suitable products: UT61A
- Amount: 1pc



**UT-S03 Multifunctional adapter socket**

- Function: Adapter test of temperature and capacitance
- Suitable products: UT61B, UT61C, UT61D
- Amount: 1pc



**UT-S04 Multifunctional adapter socket**

- Function: Adapter test of temperature, capacitance and transistor
- Suitable product: UT61A (GS, 2010 CE version)
- Amount: 1pc



**UT-S05 Multipurpose standard adapter socket**

- Function: Adapter test of temperature and capacitance
- Suitable products: UT61B, UT61C, UT61D (GS version)
- Amount: 1pc



**UT-S06 Power adapter socket**

- Suitable products: UT171 series- UT181
- Amount: 1pc



**UT-S07 Temperature adapter socket**

- Suitable product: UT181A
- Amount: 1pc



**UT-S08 UT612 adapter socket**

- Suitable products: UT612
- Amount: 1pc



**UT-S09 BNC test wire adapter socket**

- Suitable product: UT81 series
- Amount: 1pc



**UT-S10 Wattmeter adapter socket**

- Fixed current: 10A
- Suitable product: UT71E
- Amount: 1pc



- UT-W01 Power adapter**
- Input: AC100~240V 50/60Hz
  - Output: DC9V 4A
  - Certification: ErP
  - Suitable products: UT283A
  - Amount: 1pc



- UT-W03 Power adapter**
- Input: AC230V 50/60Hz 65mA
  - Output: DC14.5V 600mA
  - Certification: ErP
  - Suitable products: UT512, UT511
  - Amount: 1pc



- UT-W04 Power adapter**
- Input: AC230V 50/60Hz
  - Output: DC14.5V+0.5V 1.0A
  - Certification: ErP
  - Suitable products: UT513, UT513A
  - Amount: 1pc



- UT-W05 Power adapter**
- Input: 100~240V 50/60Hz
  - Output: DC9V 4A outer positive inside negative
  - Certification: ErP
  - Suitable products: UT620A
  - Amount: 1pc



- UT-W06 Power adapter**
- Input: AC230V/50Hz
  - Output: DC6.0V/450mA
  - Certification: ErP
  - Suitable product: UT81 series
  - Amount: 1pc



- UT-W07 Power adapter**
- Input: AC100~240V 50/60Hz
  - Output: DC10V 500mA input short-circuit protection
  - Certification: ErP
  - Suitable products: UT181A, UT171B/C
  - Amount: 1pc



- UT-W08 Power adapter**
- Input: AC230V 50Hz
  - Output: DC6V/450mA
  - Certification: ErP
  - Suitable products: UT305A, UT305C
  - Amount: 1pc



- UT-D07B Bluetooth adapter**
- Description: Bluetooth 5.0 communication protocol
  - Support: iOS 6.0 or above, Android 4.0 or above
  - Application: UT61+, UT161, UT171, UT181 series
  - Power: 1.5V battery (R03) x 2



**UT-D01 RS232C data cable**

- Wire length: 1m
- Features: RS232C interface, one-way transmission
- Amount: 1pc



**UT-D04 USB data cable**

- Wire length: 1m
- Features: USB interface, one-way transmission
- Suitable products: UT71 series, UT61B/C/D
- Amount: 1pc



**UT-D09 USB data cable**

- Wire length: 1m
- Features: USB interface, two-way transmission
- Suitable products: UT171 series, UT243, UT181A
- Amount: 1pc



**UT-D11 USB connecting wire**

- Wire length: 1m
- Suitable products: UT305A, UT305C, UT315, UT321, UT322, UT325, UT382, UT612, UT362
- Amount: 1pc



**UT-D13 USB standard printer line**

- Wire length: 1m
- Suitable products: UT372, UT512, UT513A
- Amount: 1pc




**UT-D17 USB2.0 data cable**

- Features: one head for HOST, the other for MINI-USB
- Wire length: 1.5m
- Suitable products: UT283A
- Amount: 1pc



**UT-L43 RS232C interface wire**

- Length: 1m
- Features and application: Dual head 9-pin interface
- Amount: 1pc



**UT-D02+ RS232C data cable**

- Wire length: 1m
- Features: RS232C interface, one-way transmission
- Suitable products: UT61 series
- Amount: 1pc



**UT-D05 RS232C data cable**

- Wire length: 1m
- Features: RS232C interface, two-way transmission
- Amount: 1pc




**UT-D10 USB data cable**

- Wire length: 1m
- Features: USB interface, two-way transmission
- Suitable products: UT81B, UT81C
- Amount: 1pc



**UT-D12 USB charging line**

- Wire length: 0.5m
- Material: 2 cores 24# wire
- Suitable products: LM600, LM800, LM1000, LM1200, LM1500, A25M, A25D, A25F, A37
- Amount: 1pc



**UT-D16 USB single-head connecting wire**

- Wire length: 1m
- Suitable product: UT171C
- Amount: 1pc



**UT-D18 USB dual header standard connecting wire**

- Wire length: 1m
- Suitable products: UT620A
- Amount: 1pc