New Product Introduction
D.FL75 Series

Data Sheet

Click Here To Order Sample Number: US-D.FL75SAMPLE-20

D.FL75 Series

75Ω FL Connector Supporting 12G-SDI

FEATURES:

- 4K/UHD transmission connector supports internal wiring of equipment (Supports 12G-SDI standard and SMPTE ST 2082-1)
- Mated height 2.7mm (2.9mm Max.)
- Space-saving 4.0×4.0mm PCB mounting space
- SMT board connector and internal wiring simplifies design
- 75Ω Impedance, supports up to 12GHz frequency

Small Size

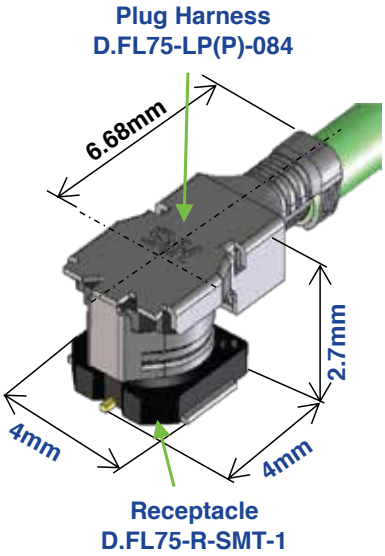

High Frequency Characteristics (Return Loss)

Clears 12G - SDI Standards

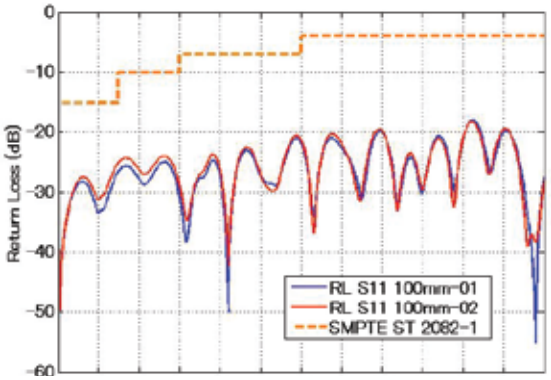

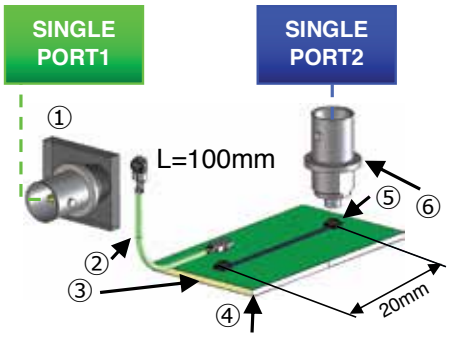

Measurement Conditions
《Port1》
①BNC(75)J-D.FL75J-BPA
②D.FL75 (both ends) plug harness 100mm
③D.FL75-R-SMT-1
④Board
⑤D.FL75-R-SMT-1
⑥Conversion ADP
《Port2》

Improve Board Design Flexibility

Greater set design flexibility by switching to D.FL75

BNC (Traditional Board Mounting)

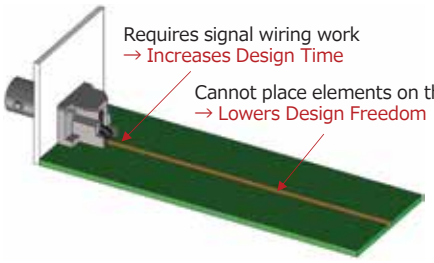

BNC (D.FL75 Connection)



PBC Design Flexibility

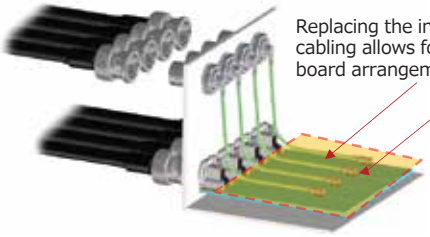

HIROSE ELECTRIC CO., LTD.

Additional Information

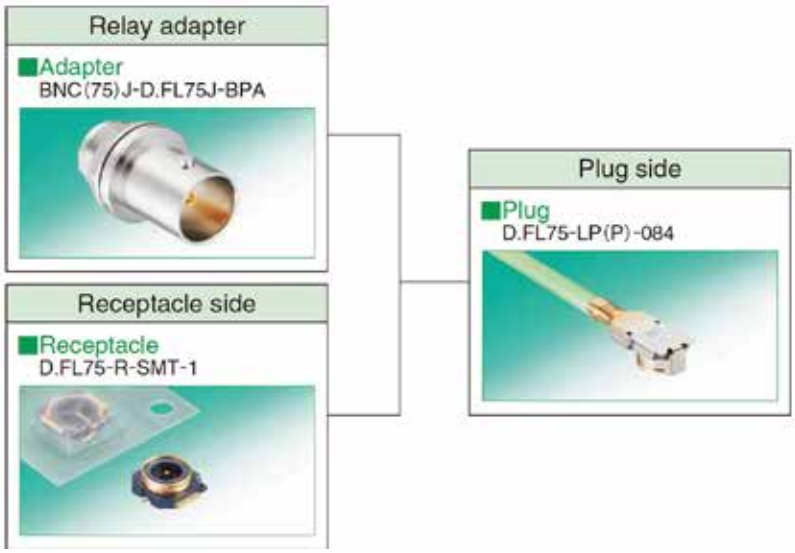

Mounting Dimensions

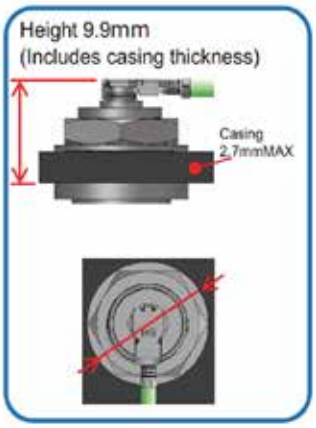

Narrow Pitch, Multi-stage Arrangements

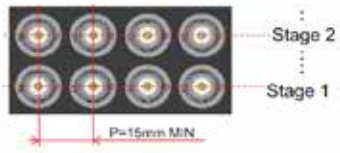

Multi-stage arrangements with narrow pitch (P=15mm) are possible on BNC's interface.

*Please use the following extraction tool when removing the adapter:

Part No.: D.FL75-LP-N

Specifications

MATERIAL AND FINISH

Component		Material	Finish, Remarks
Outer shell	Receptacle	Phosphor bronze	Gold plating
	Plug	Phosphor bronze	Partial gold plating
	Adapter	Zinc alloy	Adapter: Nickel plating
Insulator	Receptacle	LCP	-
	Plug	LCP	-
	Adapter	PTFE resin	-
Center contact		Phosphor bronze	Gold plating

PERFORMANCE CHARACTERISTICS

Characteristic Impedance	75Ω
Frequency Range	0-12GHz
Return Loss	17.7dB Min.（0-3GHz）、13.9dB Min.（3-12GHz）
Operating Temperature Range	-40 to +105℃
Insulation Resistance	100V DC 500MΩ Min.
Withstanding Voltage	200V AC for 1 min.
Contact Resistance	Center contact:50mΩ Max., Outer contact:20mΩ Max. (measured with 10mA DC)
Durability	20 times

For additional information please go to
https://www.hirose.com/product/series/D.FL75
Specifications herein are subject to change without notice.
Contact Hirose for latest specifications, drawings, or availabilities.

STAY CONNECTED